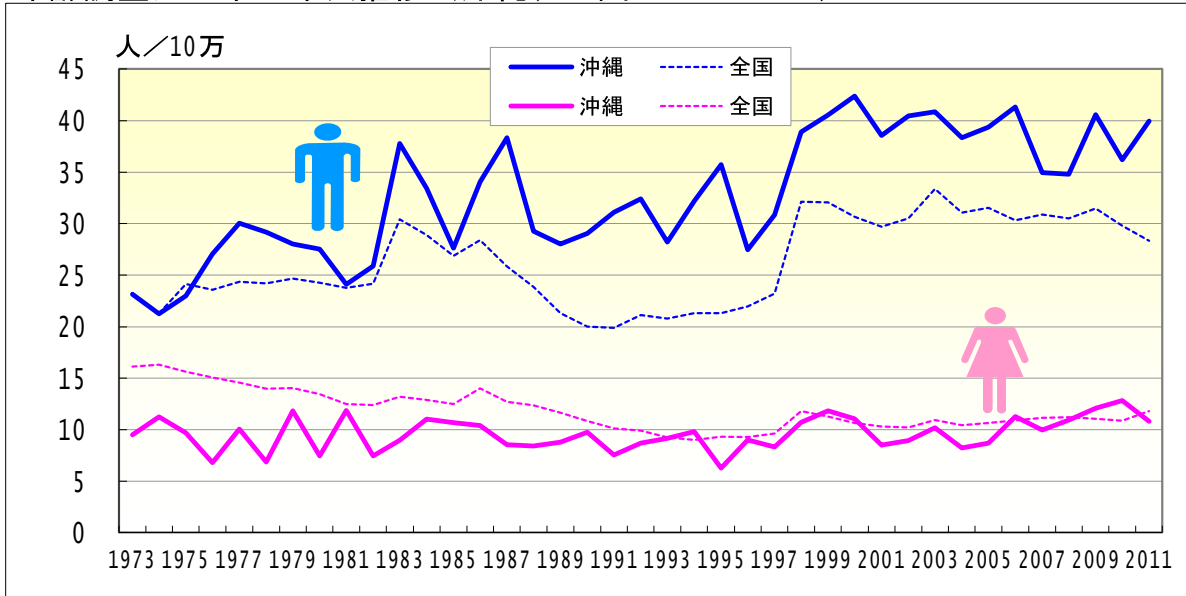


自殺

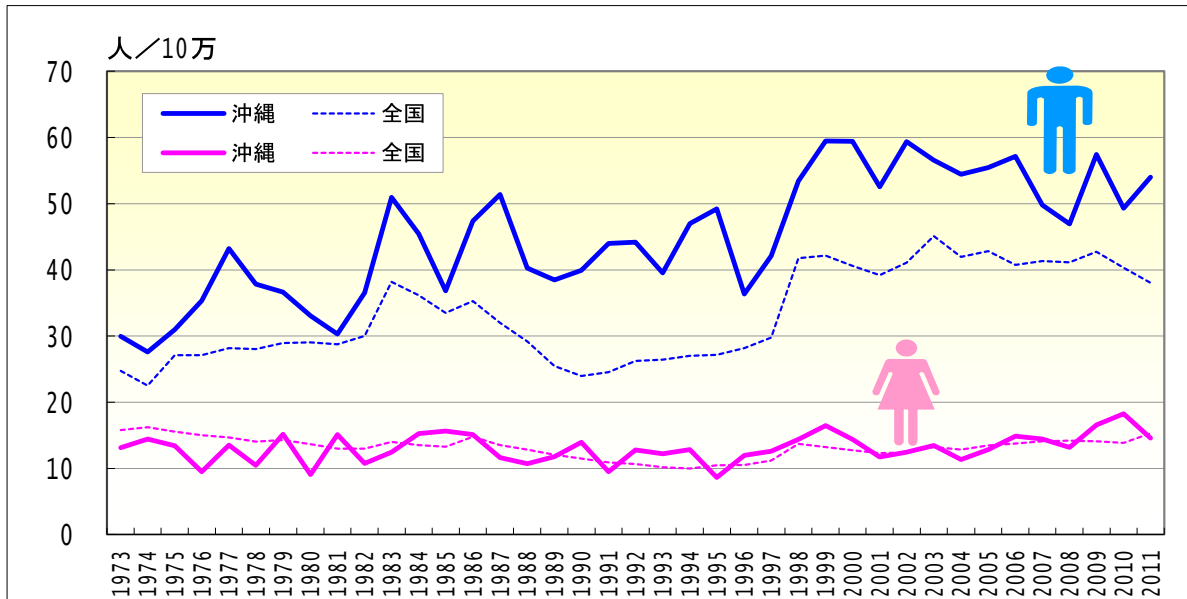
● 年齢調整死亡率の年次推移（沖縄、全国：1973-2011）



	男性				女性			
	粗死亡率		年齢調整死亡率		粗死亡率		年齢調整死亡率	
	沖縄	全国	沖縄	全国	沖縄	全国	沖縄	全国
1973	19.23	20.25	23.15	23.29	8.33	14.76	9.48	16.12
1974	16.98	18.11	21.27	21.29	9.38	15.04	11.26	16.31
1975	20.50	21.46	23.00	24.14	8.32	14.56	9.68	15.61
1976	23.93	21.22	27.07	23.59	6.35	14.09	6.80	15.06
1977	25.93	22.01	30.02	24.36	8.86	13.83	10.07	14.58
1978	24.09	22.02	29.16	24.21	5.84	13.40	6.84	13.98
1979	25.10	22.61	28.05	24.69	10.47	13.60	11.84	14.05
1980	23.13	22.32	27.55	24.26	6.78	13.15	7.45	13.43
1981	21.32	22.04	24.10	23.75	10.92	12.41	11.88	12.51
1982	22.80	22.74	25.88	24.18	6.61	12.45	7.43	12.38
1983	32.74	28.88	37.79	30.42	7.91	13.44	8.97	13.20
1984	29.65	27.64	33.41	28.91	9.85	13.33	11.00	12.88
1985	24.25	25.98	27.61	26.89	9.57	13.12	10.69	12.48
1986	30.46	27.76	34.06	28.40	9.65	14.91	10.40	14.00
1987	34.39	25.59	38.34	25.85	8.09	13.83	8.56	12.71
1988	25.92	23.83	29.25	23.85	7.69	13.70	8.43	12.34
1989	25.62	21.50	28.03	21.31	8.44	13.14	8.79	11.63
1990	26.34	20.44	29.06	20.03	9.17	12.44	9.76	10.82
1991	28.62	20.65	31.11	19.91	7.19	11.80	7.52	10.12
1992	29.87	22.30	32.42	21.11	8.24	11.73	8.70	9.90
1993	26.52	22.30	28.21	20.80	9.12	11.06	9.16	9.25
1994	30.70	23.11	32.20	21.33	9.53	10.86	9.81	8.99
1995	33.51	23.36	35.73	21.32	6.05	11.34	6.26	9.31
1996	26.54	24.30	27.49	21.97	8.78	11.46	9.03	9.30
1997	30.15	25.98	30.87	23.19	7.95	11.91	8.30	9.61
1998	38.75	36.45	38.91	32.15	10.48	14.71	10.72	11.82
1999	39.87	36.51	40.56	32.04	11.62	14.06	11.84	11.28
2000	42.21	35.22	42.39	30.66	11.24	13.40	11.06	10.66
2001	39.17	34.23	38.55	29.70	8.64	12.89	8.51	10.29
2002	40.76	35.20	40.46	30.51	9.17	12.84	8.93	10.20
2003	42.03	37.97	40.85	33.37	10.87	13.50	10.17	10.93
2004	39.19	35.64	38.37	31.07	8.61	12.84	8.23	10.43
2005	40.30	36.09	39.37	31.55	8.70	12.88	8.68	10.66
2006	43.72	34.79	41.31	30.32	11.83	13.15	11.29	10.90
2007	37.28	35.78	34.97	30.89	9.91	13.64	9.96	11.17
2008	36.97	35.08	34.79	30.51	11.30	13.42	10.92	11.22
2009	43.32	36.17	40.58	31.49	12.81	13.15	12.09	11.03
2010	38.28	34.15	36.18	29.79	13.18	13.16	12.81	10.87
2011	43.54	32.39	39.97	28.35	11.56	13.89	10.79	11.81

自殺

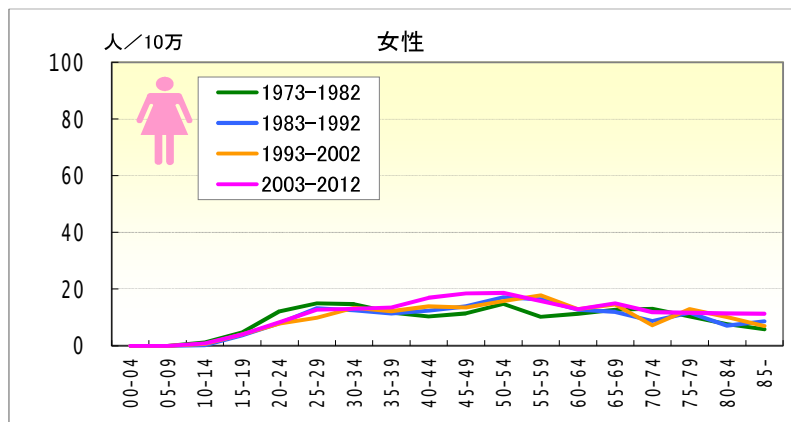
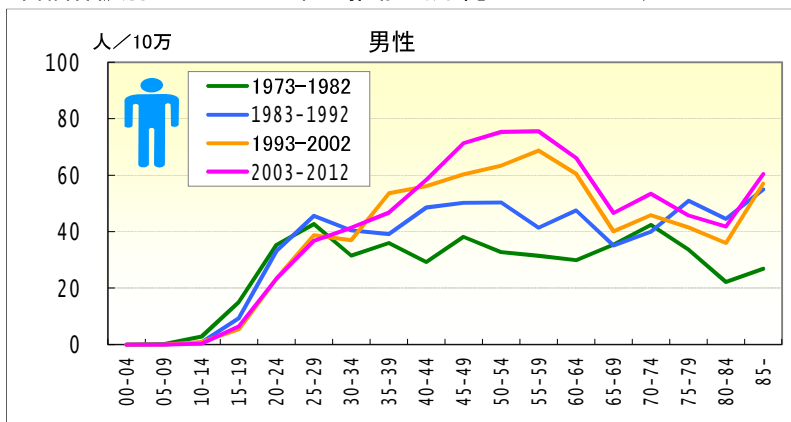
● 年齢調整死亡率（20-64歳）の年次推移（沖縄、全国：1973-2011）



	男性				女性			
	年齢調整死亡率		20-64年齢調整死亡率		年齢調整死亡率		20-64年齢調整死亡率	
	沖縄	全国	沖縄	全国	沖縄	全国	沖縄	全国
1973	23.15	23.29	29.95	24.77	9.48	16.12	13.09	15.77
1974	21.27	21.29	27.58	22.52	11.26	16.31	14.46	16.20
1975	23.00	24.14	30.96	27.13	9.68	15.61	13.43	15.54
1976	27.07	23.59	35.37	27.12	6.80	15.06	9.49	15.00
1977	30.02	24.36	43.22	28.18	10.07	14.58	13.51	14.68
1978	29.16	24.21	37.87	28.05	6.84	13.98	10.49	14.03
1979	28.05	24.69	36.66	28.92	11.84	14.05	15.14	14.32
1980	27.55	24.26	33.06	29.08	7.45	13.43	9.11	13.64
1981	24.10	23.75	30.33	28.73	11.88	12.51	15.08	12.98
1982	25.88	24.18	36.58	29.98	7.43	12.38	10.74	12.99
1983	37.79	30.42	50.95	38.17	8.97	13.20	12.46	13.97
1984	33.41	28.91	45.43	36.14	11.00	12.88	15.28	13.54
1985	27.61	26.89	36.85	33.52	10.69	12.48	15.64	13.32
1986	34.06	28.40	47.37	35.28	10.40	14.00	15.09	14.77
1987	38.34	25.85	51.43	32.00	8.56	12.71	11.64	13.53
1988	29.25	23.85	40.27	29.20	8.43	12.34	10.70	12.81
1989	28.03	21.31	38.46	25.45	8.79	11.63	11.77	12.05
1990	29.06	20.03	39.93	23.99	9.76	10.82	13.96	11.49
1991	31.11	19.91	43.99	24.56	7.52	10.12	9.51	10.87
1992	32.42	21.11	44.20	26.23	8.70	9.90	12.78	10.66
1993	28.21	20.80	39.52	26.45	9.16	9.25	12.21	10.19
1994	32.20	21.33	47.00	27.04	9.81	8.99	12.85	10.02
1995	35.73	21.32	49.24	27.19	6.26	9.31	8.63	10.49
1996	27.49	21.97	36.33	28.19	9.03	9.30	11.96	10.54
1997	30.87	23.19	42.10	29.76	8.30	9.61	12.62	11.22
1998	38.91	32.15	53.47	41.79	10.72	11.82	14.39	13.73
1999	40.56	32.04	59.44	42.14	11.84	11.28	16.49	13.24
2000	42.39	30.66	59.42	40.63	11.06	10.66	14.43	12.74
2001	38.55	29.70	52.59	39.20	8.51	10.29	11.73	12.35
2002	40.46	30.51	59.38	41.08	8.93	10.20	12.48	12.41
2003	40.85	33.37	56.57	45.13	10.17	10.93	13.47	13.25
2004	38.37	31.07	54.47	41.97	8.23	10.43	11.36	12.83
2005	39.37	31.55	55.50	42.87	8.68	10.66	12.81	13.47
2006	41.31	30.32	57.14	40.78	11.29	10.90	14.89	13.75
2007	34.97	30.89	49.79	41.33	9.96	11.17	14.45	14.08
2008	34.79	30.51	46.94	41.12	10.92	11.22	13.20	14.16
2009	40.58	31.49	57.40	42.76	12.09	11.03	16.60	14.07
2010	36.18	29.79	49.35	40.33	12.81	10.87	18.26	13.86
2011	39.97	28.35	53.99	38.05	10.79	11.81	14.58	15.31

自殺

● 年齢階級別にみた死亡率の推移（沖縄：1973-2011）

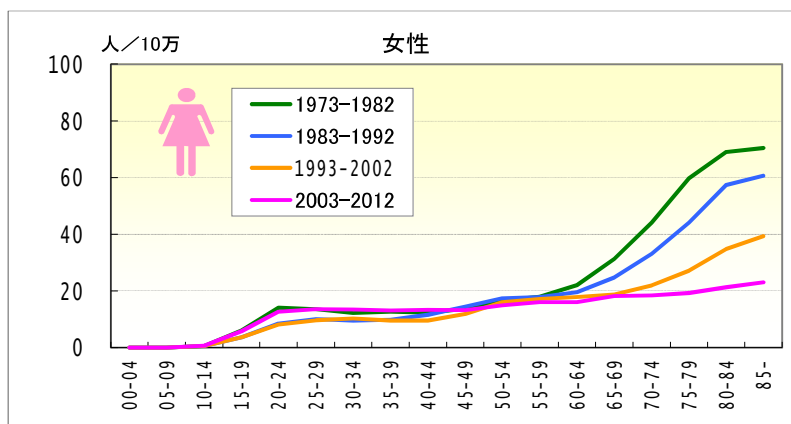
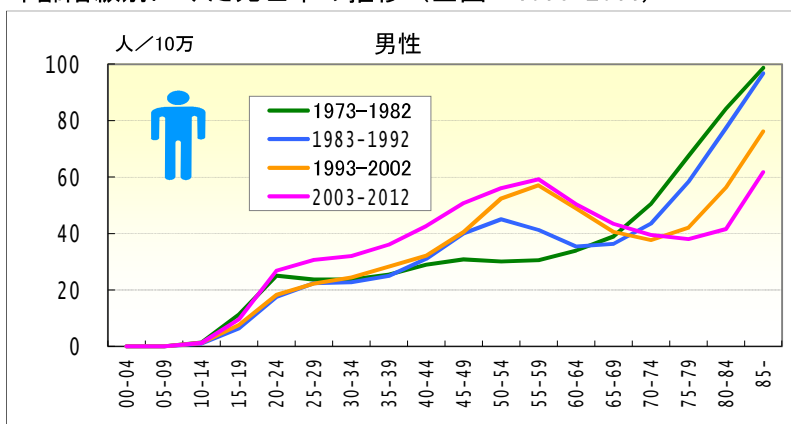


● 年齢階級別、性別*期間別死亡率（沖縄：1973-2011年）

		総数	00-04	05-09	10-14	15-19	20-24	25-29	30-34	35-39	40-44	45-49	50-54	55-59	60-64	65-69	70-74	75-79	80-84	85-
男	1973-1977	21.37	0.00	0.38	3.64	15.91	37.73	37.41	30.65	40.40	26.61	38.98	26.88	33.87	25.42	32.08	21.83	36.66	20.48	13.00
	1978-1982	23.27	0.00	0.00	1.84	14.03	32.68	47.20	32.12	31.38	31.76	37.57	36.85	29.31	33.84	38.30	59.63	30.96	23.69	36.64
	1973-1982	22.35	0.00	0.18	2.74	15.00	35.35	42.69	31.49	35.99	29.23	38.19	32.70	31.38	29.88	35.41	42.37	33.57	22.20	26.86
	1983-1987	30.29	0.00	0.00	0.70	15.84	35.44	44.46	44.78	37.10	60.16	56.27	51.19	40.53	48.36	39.58	39.21	56.00	38.60	48.92
	1988-1992	27.29	0.00	0.00	0.74	3.05	30.82	47.10	35.66	40.88	39.38	43.81	49.52	42.01	46.78	31.50	40.57	46.72	49.30	59.61
	1983-1992	28.77	0.00	0.00	0.72	9.24	33.12	45.68	40.46	39.12	48.61	50.17	50.33	41.37	47.45	35.16	39.94	50.94	44.59	54.94
	1993-1997	29.49	0.00	0.00	0.78	3.94	20.39	36.78	32.54	49.25	45.62	43.41	53.57	66.72	45.61	34.17	41.95	46.34	37.68	54.58
	1998-2002	40.16	0.00	0.00	0.83	6.97	26.51	40.32	41.38	58.16	67.36	74.73	71.12	70.85	74.29	44.58	48.62	37.56	34.45	58.88
	1993-2002	34.92	0.00	0.00	0.80	5.43	23.37	38.65	37.00	53.57	56.12	60.32	63.44	68.76	60.52	40.06	45.82	41.49	35.93	57.00
	2003-2007	40.50	0.00	0.00	0.00	5.66	21.28	35.09	42.28	47.99	62.76	73.31	74.24	77.08	76.06	44.19	48.18	48.58	34.21	69.43
2008-2012	40.53	0.00	0.00	0.58	7.56	26.02	38.88	40.24	45.39	52.84	68.72	76.90	74.02	56.39	49.76	59.45	43.11	48.80	50.78	
2003-2012	40.51	0.00	0.00	0.25	6.48	23.30	36.71	41.40	46.76	58.32	71.33	75.38	75.59	66.15	46.59	53.49	45.79	41.84	60.36	
女	1973-1977	8.24	0.00	0.00	0.75	5.62	16.01	15.52	14.30	11.10	11.57	11.88	12.88	6.02	13.93	12.28	8.25	13.96	10.04	4.54
	1978-1982	8.13	0.00	0.00	1.53	3.84	7.97	14.52	15.01	12.38	9.15	11.05	16.28	13.72	9.08	13.14	17.27	7.44	5.61	6.74
	1973-1982	8.18	0.00	0.00	1.13	4.76	12.16	14.98	14.70	11.72	10.32	11.44	14.74	10.17	11.33	12.74	13.07	10.34	7.63	5.80
	1983-1987	9.01	0.00	0.00	0.00	3.77	9.55	15.95	11.55	12.08	10.74	16.15	21.12	15.06	16.51	10.40	8.81	12.64	6.67	7.57
	1988-1992	8.15	0.00	0.00	0.38	3.51	6.34	10.32	13.47	10.74	13.71	11.49	13.40	17.58	9.47	13.35	8.69	10.84	7.39	9.31
	1983-1992	8.57	0.00	0.00	0.19	3.64	7.92	13.21	12.49	11.36	12.37	13.88	17.14	16.40	12.68	11.99	8.75	11.67	7.06	8.57
	1993-1997	8.28	0.00	0.00	0.41	4.50	6.91	7.28	12.73	10.83	13.40	8.93	16.48	17.64	13.37	11.91	6.48	9.38	9.39	7.20
	1998-2002	10.22	0.00	0.00	0.87	3.42	8.76	12.36	14.04	13.46	14.34	17.30	15.07	17.90	12.44	16.88	7.71	15.95	10.66	6.80
	1993-2002	9.27	0.00	0.00	0.63	3.97	7.81	9.95	13.40	12.12	13.86	13.45	15.70	17.77	12.89	14.57	7.15	12.93	10.07	6.97
	2003-2007	9.99	0.00	0.00	0.47	3.19	9.64	9.89	13.04	14.21	14.34	17.43	15.74	14.59	11.78	12.69	8.77	10.73	11.17	11.84
2008-2012	12.21	0.00	0.00	1.22	4.88	6.49	16.42	12.98	12.54	20.16	19.80	22.43	16.84	14.14	17.97	15.40	12.59	11.55	10.75	
2003-2012	10.99	0.00	0.00	0.79	3.91	8.30	12.71	13.02	13.42	16.97	18.46	18.67	15.69	12.94	14.94	11.87	11.62	11.36	11.32	

自殺

● 年齢階級別にみた死亡率の推移（全国：1973-2011）



● 年齢階級別、性別*期間別死亡率（全国：1973-2011年）

		総数	00-04	05-09	10-14	15-19	20-24	25-29	30-34	35-39	40-44	45-49	50-54	55-59	60-64	65-69	70-74	75-79	80-84	85-
男	1973-1977	20.63	0.00	0.02	1.51	12.01	26.34	21.47	23.63	24.30	26.37	26.51	25.53	29.17	35.39	42.42	54.96	72.34	91.25	102.22
	1978-1982	22.35	0.00	0.02	1.19	10.64	23.67	26.09	23.76	26.51	31.57	34.68	33.51	31.54	32.50	35.91	46.61	63.56	79.10	96.35
	1973-1982	21.51	0.00	0.02	1.34	11.32	25.10	23.62	23.70	25.44	29.01	30.82	30.08	30.48	33.94	38.99	50.48	67.51	84.25	98.78
	1983-1987	27.16	0.00	0.04	1.13	7.54	20.83	25.45	25.41	27.49	38.33	48.20	52.78	45.70	38.11	40.31	47.71	65.14	86.82	105.10
	1988-1992	21.74	0.00	0.01	0.86	5.18	14.71	19.28	19.60	22.04	24.78	32.40	37.64	37.18	33.28	33.22	39.42	52.75	69.80	90.88
	1983-1992	24.43	0.00	0.03	1.00	6.31	17.61	22.34	22.73	24.96	31.03	40.03	45.08	41.21	35.35	36.37	43.48	58.44	77.33	96.82
	1993-1997	23.81	0.00	0.02	1.06	6.48	15.32	19.10	20.28	23.29	26.25	32.86	41.99	42.35	38.74	30.86	33.73	41.47	54.94	78.19
	1998-2002	35.52	0.00	0.01	1.37	9.00	21.66	25.11	28.19	33.11	38.99	49.28	61.40	70.72	58.51	49.33	40.51	42.71	57.49	74.74
	1993-2002	29.69	0.00	0.02	1.21	7.65	18.27	22.23	24.45	28.24	32.14	40.48	52.46	57.05	48.87	40.65	37.62	42.17	56.28	76.21
	2003-2007	36.05	0.00	0.01	1.13	9.27	24.47	29.41	31.61	36.11	44.65	53.42	58.78	62.54	52.99	44.53	40.78	38.15	44.74	68.72
2008-2012	34.45	0.00	0.00	1.40	10.07	30.25	32.22	32.59	35.94	40.45	47.46	52.30	54.80	47.61	42.02	38.04	37.75	38.72	54.87	
2003-2012	35.34	0.00	0.01	1.25	9.61	26.87	30.57	32.01	36.03	42.69	50.75	56.13	59.31	50.39	43.37	39.52	37.96	41.62	61.73	
女	1973-1977	14.45	0.00	0.01	0.55	7.05	16.35	14.49	13.52	12.95	12.22	13.27	17.16	19.30	24.85	34.56	49.67	65.51	78.12	76.23
	1978-1982	13.00	0.00	0.02	0.52	5.03	11.34	12.35	11.07	12.40	12.36	14.08	16.05	16.88	19.45	28.66	39.43	55.14	62.26	66.08
	1973-1982	13.71	0.00	0.02	0.53	6.03	14.04	13.50	12.21	12.67	12.29	13.69	16.57	17.98	22.04	31.37	44.06	59.77	69.01	70.40
	1983-1987	13.73	0.00	0.01	0.60	4.05	9.79	11.05	10.38	10.85	13.35	15.89	18.40	18.55	21.09	27.21	35.73	48.82	63.85	64.49
	1988-1992	12.56	0.00	0.01	0.57	3.22	7.33	9.12	8.49	8.81	10.15	13.29	16.38	17.27	18.35	22.64	30.75	40.26	52.40	57.99
	1983-1992	13.14	0.00	0.01	0.59	3.62	8.50	10.08	9.51	9.90	11.64	14.55	17.37	17.88	19.62	24.71	33.12	44.10	57.35	60.65
	1993-1997	11.33	0.00	0.02	0.56	2.93	7.12	8.02	8.70	8.21	8.88	10.93	15.31	15.43	16.29	17.23	22.16	28.71	37.09	42.10
	1998-2002	13.58	0.00	0.01	0.67	4.42	9.30	11.11	11.70	10.72	10.31	12.95	16.54	18.80	19.33	20.07	21.87	25.96	32.80	37.43
	1993-2002	12.46	0.00	0.01	0.61	3.62	8.13	9.63	10.28	9.48	9.54	11.87	15.97	17.17	17.84	18.72	22.01	27.18	34.79	39.35
	2003-2007	13.20	0.00	0.01	0.72	5.71	11.89	13.11	12.62	12.55	12.72	12.48	14.62	16.80	16.79	18.10	19.06	19.51	23.16	25.68
2008-2012	13.40	0.00	0.01	0.70	5.72	13.63	14.18	14.55	13.81	13.94	14.16	15.34	15.01	15.20	18.36	17.64	18.86	19.40	20.49	
2003-2012	13.29	0.00	0.01	0.72	5.71	12.61	13.55	13.42	13.14	13.29	13.23	14.91	16.05	16.03	18.22	18.42	19.20	21.33	23.06	