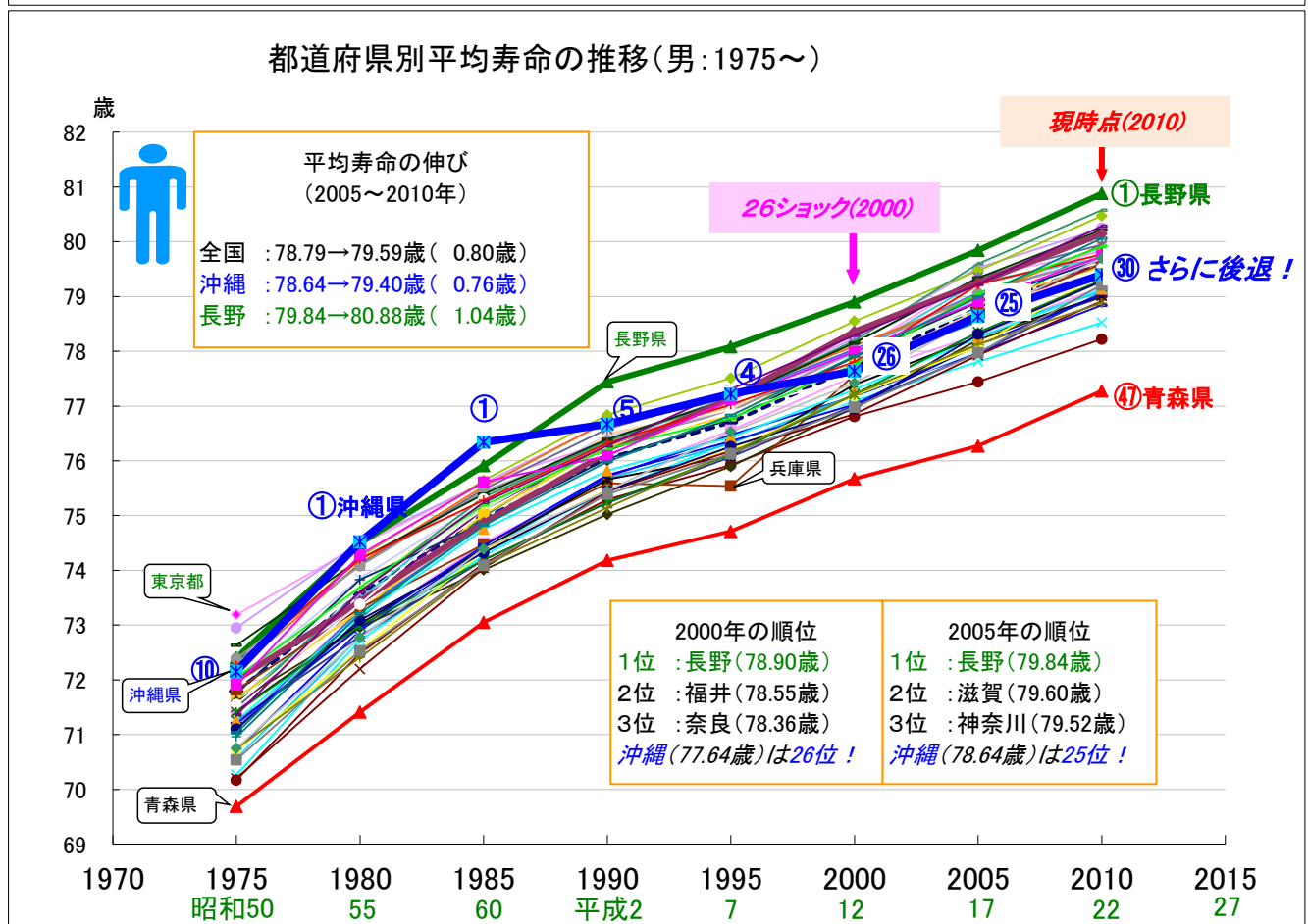
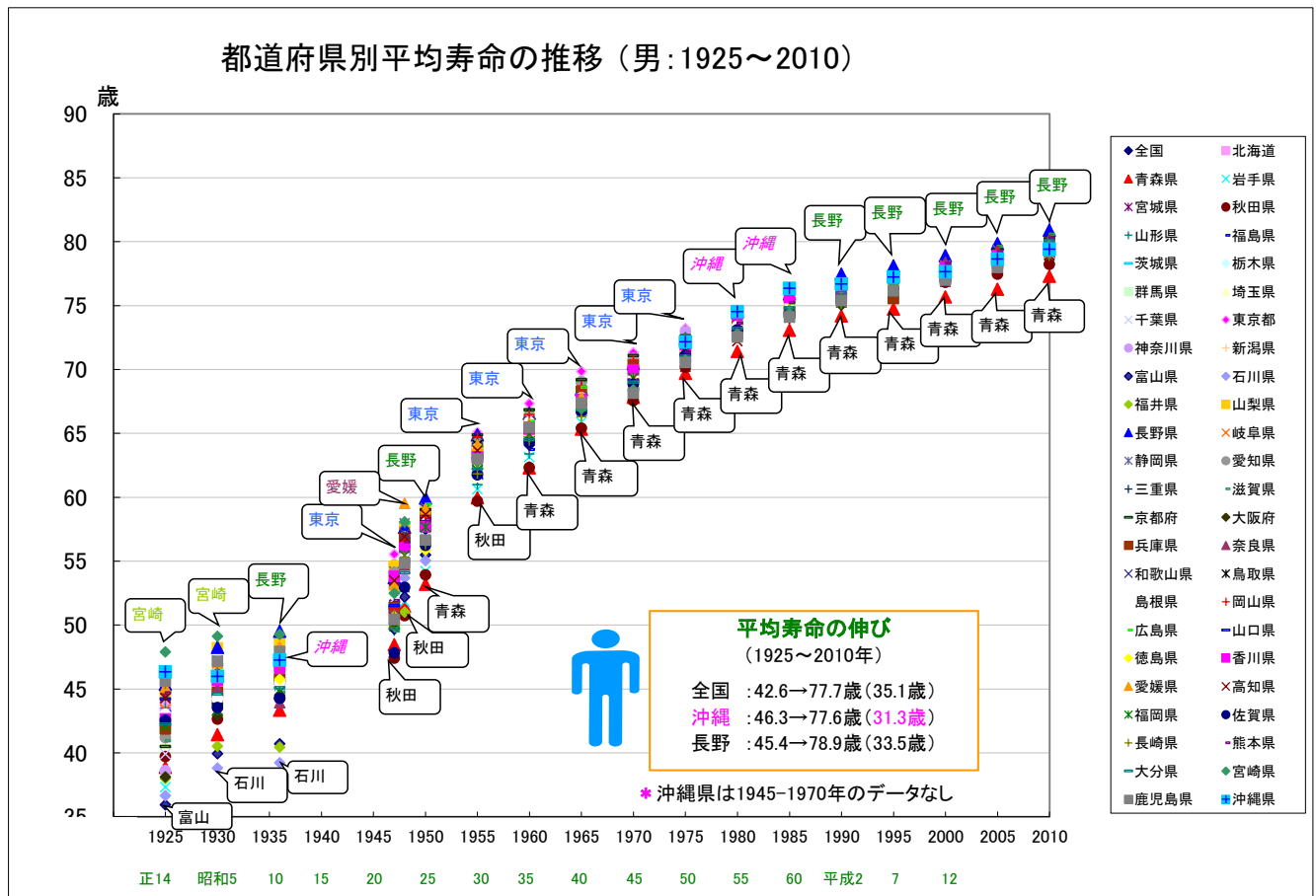
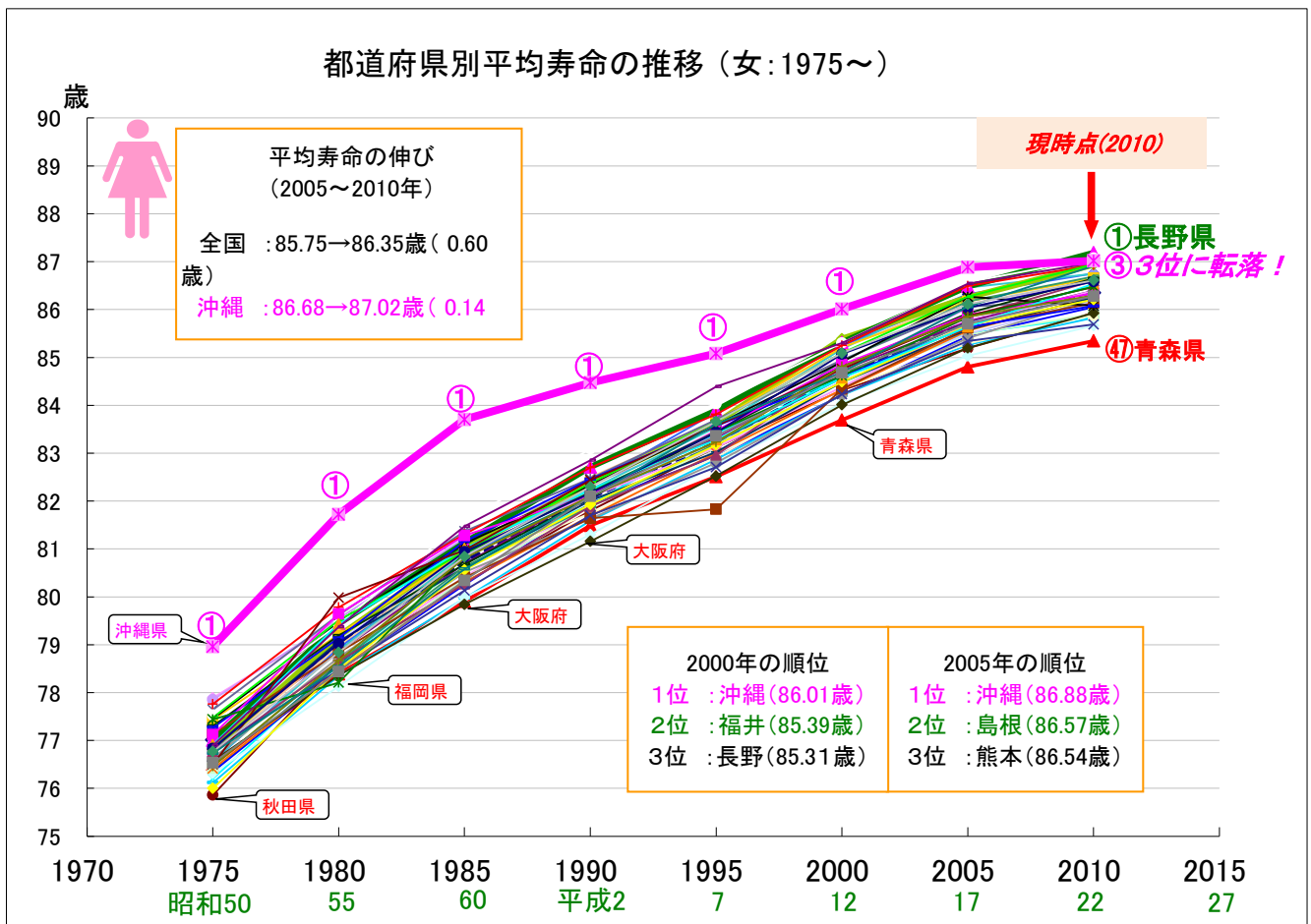
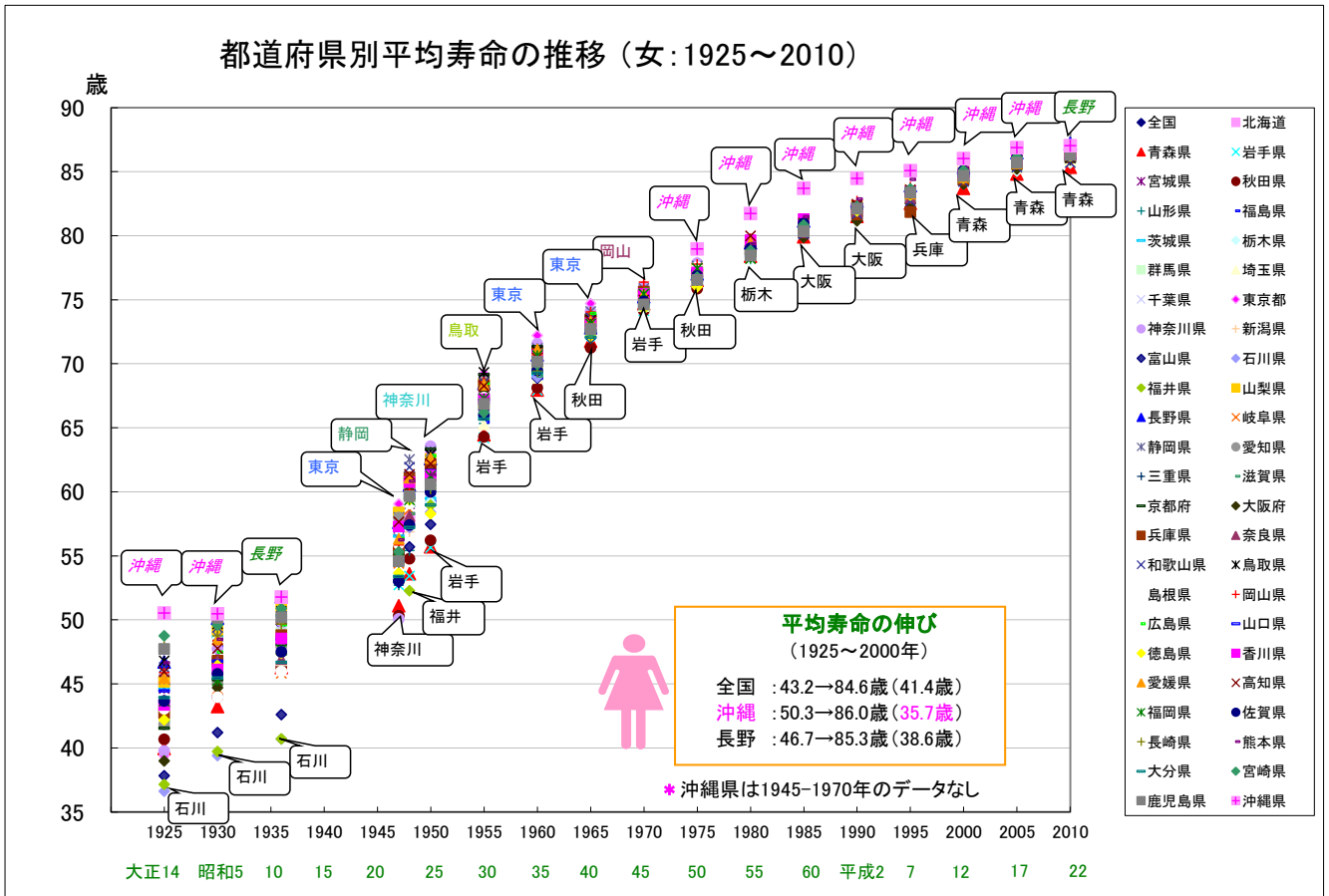


●都道府県別平均寿命の推移(男:1975~2010)



●都道府県別平均寿命の推移(女:1975~2010)



●都道府県別平均寿命の推移(男:1975~2010)

| | 50 | 55 | 60 | ('85) | 平成2 | 7 | 12 | 17 | 22 |
|-------|-------|-------|-------|-------|-------|--------|--------|--------|----|
| | ('75) | ('80) | ('85) | ('90) | ('95) | (2000) | (2005) | (2010) | |
| 男 | 1975 | 1980 | 1985 | 1990 | 1995 | 2000 | 2005 | 2010 | |
| 全国 | 71.79 | 73.57 | 74.95 | 76.04 | 76.70 | 77.71 | 78.79 | 79.59 | |
| 北海道 | 71.46 | 72.96 | 74.50 | 75.67 | 76.56 | 77.55 | 78.30 | 79.17 | |
| 青森県 | 69.69 | 71.41 | 73.05 | 74.18 | 74.71 | 75.67 | 76.27 | 77.28 | |
| 岩手県 | 70.27 | 72.72 | 74.27 | 75.43 | 76.35 | 77.09 | 77.81 | 78.53 | |
| 宮城県 | 71.50 | 73.40 | 75.11 | 76.29 | 77.00 | 77.71 | 78.60 | 79.65 | |
| 秋田県 | 70.17 | 72.48 | 74.12 | 75.29 | 75.92 | 76.81 | 77.44 | 78.22 | |
| 山形県 | 70.96 | 73.12 | 74.99 | 76.37 | 76.99 | 77.69 | 78.54 | 79.97 | |
| 福島県 | 70.71 | 72.90 | 74.38 | 75.71 | 76.47 | 77.18 | 77.97 | 78.84 | |
| 茨城県 | 70.58 | 72.78 | 74.35 | 75.67 | 76.32 | 77.20 | 78.35 | 79.09 | |
| 栃木県 | 70.61 | 72.86 | 74.36 | 75.38 | 76.12 | 77.14 | 78.01 | 79.06 | |
| 群馬県 | 71.23 | 73.72 | 75.11 | 76.36 | 76.98 | 77.86 | 78.78 | 79.40 | |
| 埼玉県 | 71.88 | 73.79 | 75.20 | 76.31 | 76.95 | 78.05 | 79.05 | 79.62 | |
| 千葉県 | 71.99 | 73.85 | 75.27 | 76.46 | 76.89 | 78.05 | 78.95 | 79.88 | |
| 東京都 | 73.19 | 74.46 | 75.60 | 76.35 | 76.91 | 77.98 | 79.36 | 79.82 | |
| 神奈川県 | 72.95 | 74.52 | 75.59 | 76.70 | 77.20 | 78.24 | 79.52 | 80.25 | |
| 新潟県 | 71.14 | 73.29 | 74.83 | 76.49 | 76.98 | 77.66 | 78.75 | 79.47 | |
| 富山県 | 71.11 | 73.27 | 74.81 | 76.14 | 77.16 | 78.03 | 79.07 | 79.71 | |
| 石川県 | 71.63 | 73.48 | 75.28 | 76.38 | 77.16 | 77.96 | 79.26 | 79.71 | |
| 福井県 | 72.21 | 74.24 | 75.64 | 76.84 | 77.51 | 78.55 | 79.47 | 80.47 | |
| 山梨県 | 71.66 | 73.26 | 75.02 | 76.26 | 76.82 | 77.90 | 78.89 | 79.54 | |
| 長野県 | 72.40 | 74.50 | 75.91 | 77.44 | 78.08 | 78.90 | 79.84 | 80.88 | |
| 岐阜県 | 72.18 | 74.13 | 75.53 | 76.72 | 77.17 | 78.10 | 79.00 | 79.92 | |
| 静岡県 | 72.32 | 74.10 | 75.48 | 76.58 | 77.22 | 78.15 | 79.35 | 79.95 | |
| 愛知県 | 72.39 | 74.08 | 75.44 | 76.32 | 76.90 | 78.01 | 79.05 | 79.71 | |
| 三重県 | 71.75 | 73.83 | 74.87 | 76.03 | 76.76 | 77.90 | 78.90 | 79.68 | |
| 滋賀県 | 71.51 | 73.61 | 75.34 | 76.36 | 77.13 | 78.19 | 79.60 | 80.58 | |
| 京都府 | 72.63 | 74.20 | 75.39 | 76.39 | 77.14 | 78.15 | 79.34 | 80.21 | |
| 大阪府 | 71.60 | 72.96 | 74.01 | 75.02 | 75.90 | 76.97 | 78.21 | 78.99 | |
| 兵庫県 | 71.82 | 73.31 | 74.47 | 75.59 | 75.54 | 77.57 | 78.72 | 79.59 | |
| 奈良県 | 72.00 | 73.43 | 74.87 | 76.15 | 77.14 | 78.36 | 79.25 | 80.14 | |
| 和歌山県 | 71.25 | 72.79 | 74.19 | 75.23 | 76.07 | 77.01 | 77.97 | 79.07 | |
| 鳥取県 | 71.42 | 73.02 | 74.40 | 75.66 | 76.09 | 77.39 | 78.26 | 79.01 | |
| 島根県 | 71.55 | 73.38 | 75.30 | 76.15 | 76.90 | 77.54 | 78.49 | 79.51 | |
| 岡山県 | 72.25 | 74.21 | 75.28 | 76.32 | 77.03 | 77.80 | 79.22 | 79.77 | |
| 広島県 | 72.04 | 73.69 | 75.19 | 76.22 | 76.77 | 77.76 | 79.06 | 79.91 | |
| 山口県 | 71.20 | 72.96 | 74.45 | 75.74 | 76.36 | 77.03 | 78.11 | 79.03 | |
| 徳島県 | 70.71 | 72.54 | 74.35 | 75.47 | 76.21 | 77.19 | 78.09 | 79.44 | |
| 香川県 | 71.91 | 74.28 | 75.61 | 76.09 | 77.12 | 77.99 | 78.91 | 79.73 | |
| 愛媛県 | 71.25 | 73.16 | 74.75 | 75.82 | 76.43 | 77.30 | 78.25 | 79.13 | |
| 高知県 | 70.20 | 72.20 | 74.04 | 75.44 | 76.18 | 76.85 | 77.93 | 78.91 | |
| 福岡県 | 71.41 | 72.99 | 74.19 | 75.24 | 76.12 | 77.21 | 78.35 | 79.30 | |
| 佐賀県 | 71.10 | 73.09 | 74.32 | 75.45 | 76.26 | 76.95 | 78.31 | 79.28 | |
| 長崎県 | 70.74 | 72.41 | 74.09 | 75.14 | 76.15 | 77.21 | 78.13 | 78.88 | |
| 熊本県 | 71.36 | 73.61 | 75.24 | 76.27 | 77.31 | 78.29 | 79.22 | 80.29 | |
| 大分県 | 71.03 | 73.21 | 74.82 | 75.98 | 76.83 | 77.91 | 78.99 | 80.06 | |
| 宮崎県 | 70.75 | 72.77 | 74.39 | 75.45 | 76.53 | 77.42 | 78.62 | 79.70 | |
| 鹿児島県 | 70.54 | 72.53 | 74.09 | 75.39 | 76.13 | 76.98 | 77.97 | 79.21 | |
| 沖縄県 | 72.15 | 74.52 | 76.34 | 76.67 | 77.22 | 77.64 | 78.64 | 79.40 | |
| 男Max | 73.19 | 74.52 | 76.34 | 77.44 | 78.08 | 78.90 | 79.84 | 80.88 | |
| 男Mini | 69.69 | 71.41 | 73.05 | 74.18 | 74.71 | 75.67 | 76.27 | 77.28 | |

●都道府県別平均寿命の推移(女:1975~2010)

| | 50 | 55 | 60 | ('85) | 平成2 | 7 | 12 | 17 | 22 |
|-------|--------|--------|--------|--------|--------|--------|--------|--------|----|
| | ('75) | ('80) | ('85) | ('90) | ('95) | (2000) | (2005) | (2010) | |
| 女 | 1975 | 1980 | 1985 | 1990 | 1995 | 2000 | 2005 | 2010 | |
| 全国 | 77.01 | 79.00 | 80.75 | 82.07 | 83.22 | 84.62 | 85.75 | 86.35 | |
| 北海道 | 76.74 | 78.58 | 80.42 | 81.92 | 83.41 | 84.84 | 85.78 | 86.30 | |
| 青森県 | 76.50 | 78.39 | 79.90 | 81.49 | 82.51 | 83.69 | 84.80 | 85.34 | |
| 岩手県 | 76.20 | 78.59 | 80.69 | 81.93 | 83.41 | 84.60 | 85.49 | 85.86 | |
| 宮城県 | 77.00 | 78.85 | 80.69 | 82.15 | 83.32 | 84.74 | 85.75 | 86.39 | |
| 秋田県 | 75.86 | 78.64 | 80.29 | 81.80 | 83.12 | 84.32 | 85.19 | 85.93 | |
| 山形県 | 76.35 | 78.58 | 80.86 | 82.10 | 83.23 | 84.57 | 85.72 | 86.28 | |
| 福島県 | 76.35 | 78.46 | 80.25 | 81.95 | 82.93 | 84.21 | 85.45 | 86.05 | |
| 茨城県 | 76.12 | 78.35 | 79.97 | 81.59 | 82.87 | 84.21 | 85.26 | 85.83 | |
| 栃木県 | 76.31 | 78.13 | 79.98 | 81.30 | 82.76 | 84.04 | 85.03 | 85.66 | |
| 群馬県 | 76.42 | 78.46 | 80.39 | 81.90 | 83.12 | 84.47 | 85.47 | 85.91 | |
| 埼玉県 | 76.61 | 78.68 | 80.65 | 81.75 | 82.92 | 84.34 | 85.29 | 85.88 | |
| 千葉県 | 77.07 | 79.07 | 80.88 | 82.19 | 83.19 | 84.51 | 85.49 | 86.20 | |
| 東京都 | 77.89 | 79.49 | 81.09 | 82.09 | 83.12 | 84.38 | 85.70 | 86.39 | |
| 神奈川県 | 77.85 | 79.55 | 81.22 | 82.35 | 83.35 | 84.74 | 86.03 | 86.63 | |
| 新潟県 | 76.76 | 78.97 | 80.86 | 82.50 | 83.66 | 85.19 | 86.27 | 86.96 | |
| 富山県 | 76.56 | 78.93 | 80.80 | 82.35 | 83.86 | 85.24 | 86.32 | 86.75 | |
| 石川県 | 76.58 | 78.88 | 80.89 | 82.24 | 83.54 | 85.18 | 86.46 | 86.75 | |
| 福井県 | 76.81 | 79.18 | 81.01 | 82.36 | 83.63 | 85.39 | 86.25 | 86.94 | |
| 山梨県 | 77.43 | 79.21 | 80.94 | 82.39 | 83.67 | 85.21 | 86.17 | 86.65 | |
| 長野県 | 77.00 | 79.44 | 81.13 | 82.71 | 83.89 | 85.31 | 86.48 | 87.18 | |
| 岐阜県 | 76.41 | 78.47 | 80.31 | 81.69 | 83.00 | 84.33 | 85.56 | 86.26 | |
| 静岡県 | 77.64 | 79.62 | 81.37 | 82.47 | 83.70 | 84.95 | 86.06 | 86.22 | |
| 愛知県 | 76.63 | 78.73 | 80.51 | 81.63 | 82.80 | 84.22 | 85.40 | 86.22 | |
| 三重県 | 76.84 | 79.07 | 80.61 | 82.01 | 83.02 | 84.49 | 85.58 | 86.25 | |
| 滋賀県 | 76.47 | 78.64 | 80.63 | 81.88 | 83.20 | 84.92 | 86.17 | 86.69 | |
| 京都府 | 77.30 | 79.19 | 80.68 | 82.07 | 83.44 | 84.81 | 85.92 | 86.65 | |
| 大阪府 | 76.57 | 78.36 | 79.84 | 81.16 | 82.52 | 84.01 | 85.20 | 85.93 | |
| 兵庫県 | 77.13 | 78.84 | 80.40 | 81.64 | 81.83 | 84.34 | 85.62 | 86.14 | |
| 奈良県 | 76.76 | 78.65 | 80.27 | 81.89 | 82.96 | 84.80 | 85.84 | 86.60 | |
| 和歌山県 | 76.81 | 78.47 | 80.13 | 81.70 | 82.71 | 84.23 | 85.34 | 85.69 | |
| 鳥取県 | 77.45 | 79.45 | 81.11 | 82.33 | 83.59 | 84.91 | 86.27 | 86.08 | |
| 島根県 | 77.53 | 79.42 | 81.60 | 83.09 | 84.03 | 85.30 | 86.57 | 87.07 | |
| 岡山県 | 77.76 | 79.78 | 81.31 | 82.70 | 83.81 | 85.25 | 86.49 | 86.93 | |
| 広島県 | 77.48 | 79.51 | 80.94 | 82.38 | 83.66 | 85.09 | 86.27 | 86.94 | |
| 山口県 | 77.27 | 79.14 | 81.16 | 82.46 | 83.57 | 84.61 | 85.63 | 86.07 | |
| 徳島県 | 76.00 | 78.48 | 80.56 | 81.93 | 83.17 | 84.49 | 85.67 | 86.21 | |
| 香川県 | 77.12 | 79.64 | 81.28 | 82.13 | 83.47 | 84.85 | 85.89 | 86.34 | |
| 愛媛県 | 76.91 | 79.43 | 81.01 | 82.24 | 83.28 | 84.57 | 85.64 | 86.54 | |
| 高知県 | 76.50 | 79.98 | 80.97 | 82.44 | 83.57 | 84.76 | 85.87 | 86.47 | |
| 福岡県 | 77.44 | 78.21 | 80.91 | 82.19 | 83.44 | 84.62 | 85.84 | 86.48 | |
| 佐賀県 | 76.83 | 79.02 | 80.94 | 82.17 | 83.43 | 85.07 | 86.04 | 86.58 | |
| 長崎県 | 76.46 | 78.67 | 80.81 | 82.10 | 83.23 | 84.81 | 85.85 | 86.30 | |
| 熊本県 | 76.89 | 79.37 | 81.47 | 82.85 | 84.39 | 85.30 | 86.54 | 86.98 | |
| 大分県 | 76.73 | 78.54 | 80.58 | 82.08 | 83.61 | 84.69 | 86.06 | 86.91 | |
| 宮崎県 | 76.77 | 78.84 | 80.84 | 82.30 | 83.66 | 85.09 | 86.11 | 86.61 | |
| 鹿児島県 | 76.53 | 78.44 | 80.34 | 82.10 | 83.36 | 84.68 | 85.70 | 86.28 | |
| 沖縄県 | 78.96 | 81.72 | 83.70 | 84.47 | 85.08 | 86.01 | 86.88 | 87.02 | |
| 女Max | 78.96 | 81.72 | 83.70 | 84.47 | 85.08 | 86.01 | 86.88 | 87.18 | |
| 女Mini | 75.86 | 78.13 | 79.84 | 81.16 | 81.83 | 83.69 | 84.80 | 85.34 | |

