脳出血

● 年齢調整死亡率の年次推移（沖縄、全国：1973-2012）

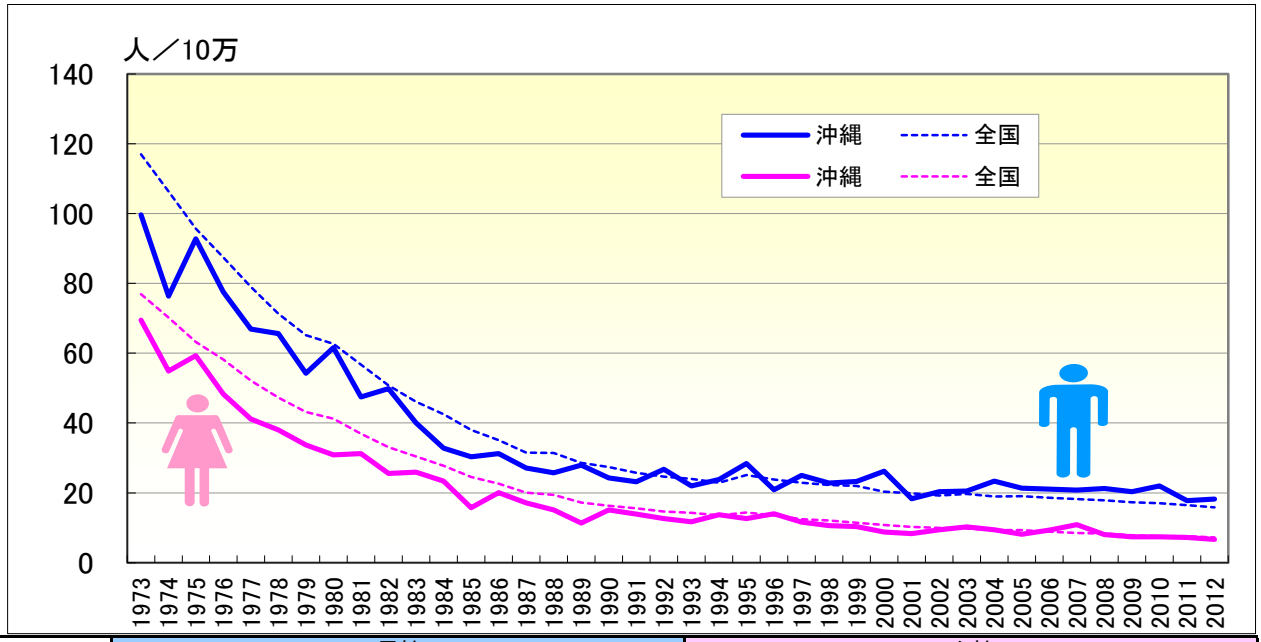

	男性				女性			
	粗死亡率		年齢調整死亡率		粗死亡率		年齢調整死亡率	
	沖縄	全国	沖縄	全国	沖縄	全国	沖縄	全国
1973	50.81	74.99	99.61	116.93	54.23	60.59	69.51	76.88
1974	40.15	69.44	76.33	106.28	45.16	56.58	54.92	70.23
1975	50.26	63.87	92.79	95.70	49.53	52.65	59.29	63.25
1976	42.80	59.68	77.50	87.42	40.73	49.64	48.26	58.22
1977	38.42	55.37	66.86	78.97	36.56	45.96	41.15	52.12
1978	37.36	51.31	65.59	71.27	35.41	43.09	38.02	47.32
1979	32.78	48.22	54.21	65.18	32.30	40.56	33.74	43.14
1980	36.82	47.43	61.55	62.69	29.08	39.99	30.90	41.20
1981	29.70	44.02	47.42	56.71	30.66	37.05	31.20	36.96
1982	31.96	40.47	49.88	50.74	26.10	34.33	25.55	33.06
1983	26.37	37.82	40.06	46.07	26.65	32.76	25.92	30.45
1984	21.98	35.65	32.82	42.48	25.48	30.89	23.32	27.76
1985	21.15	32.92	30.31	37.98	17.63	28.45	15.76	24.52
1986	22.76	31.31	31.28	35.11	22.30	27.21	20.06	22.66
1987	20.09	28.92	27.10	31.50	19.47	25.12	17.14	20.04
1988	19.99	29.70	25.72	31.40	19.31	25.22	15.09	19.39
1989	22.08	27.77	27.97	28.55	14.12	23.28	11.33	17.21
1990	20.13	27.46	24.23	27.34	19.47	22.81	15.07	16.26
1991	19.63	26.57	23.20	25.73	18.69	22.56	13.95	15.53
1992	23.11	26.21	26.79	24.65	16.33	22.10	12.62	14.66
1993	19.48	26.24	21.97	24.01	16.36	22.24	11.75	14.24
1994	21.44	25.71	23.78	22.86	17.33	21.91	13.72	13.53
1995	26.42	28.95	28.35	25.06	18.45	24.53	12.61	14.34
1996	19.83	28.31	20.91	23.81	20.48	24.10	13.99	13.54
1997	24.60	27.98	25.05	22.87	17.74	22.99	11.61	12.45
1998	23.31	27.98	22.81	22.24	17.16	23.14	10.61	12.03
1999	23.77	28.40	23.26	21.99	16.75	22.79	10.37	11.44
2000	27.78	27.31	26.24	20.34	15.29	22.23	8.75	10.76
2001	20.20	27.42	18.27	19.85	16.53	22.13	8.31	10.23
2002	22.37	27.39	20.37	19.26	17.30	22.28	9.42	9.95
2003	23.45	28.65	20.52	19.65	18.66	22.82	10.24	9.83
2004	27.84	28.64	23.32	18.99	17.81	22.32	9.44	9.33
2005	25.41	29.67	21.32	19.02	15.51	23.35	8.15	9.30
2006	26.20	29.74	21.10	18.61	18.47	23.18	9.34	8.86
2007	26.84	29.92	20.81	18.22	20.54	22.78	10.93	8.48
2008	27.62	30.36	21.22	17.89	16.87	23.23	8.07	8.34
2009	27.06	29.99	20.31	17.28	16.94	22.56	7.36	7.83
2010	30.18	30.54	21.94	17.05	17.14	22.98	7.37	7.62
2011	25.36	30.36	17.72	16.46	18.76	23.80	7.24	7.63
2012	27.01	30.16	18.23	15.81	16.85	23.38	6.69	7.23

脳出血

● 年齢調整死亡率（0-19歳）の年次推移（沖縄、全国：1973-2012）

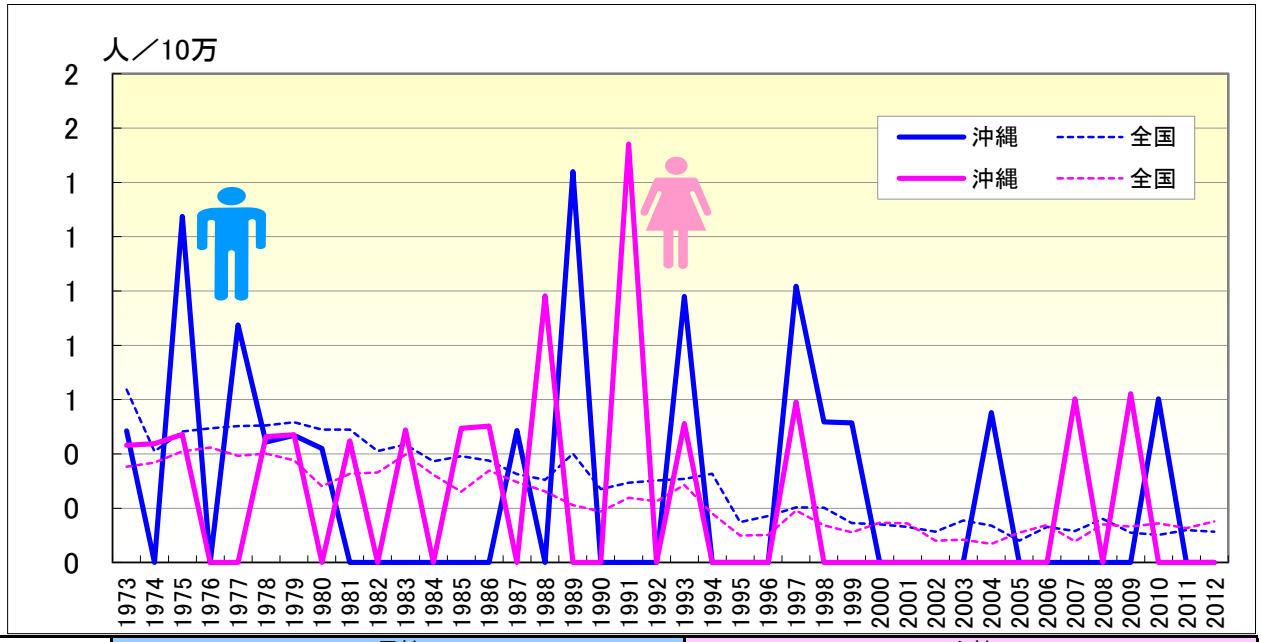

	男性				女性			
	年齢調整死亡率		0-19年齢調整死亡率		年齢調整死亡率		0-19年齢調整死亡率	
	沖縄	全国	沖縄	全国	沖縄	全国	沖縄	全国
1973	99.61	116.93	0.49	0.64	69.51	76.88	0.43	0.35
1974	76.33	106.28		0.41	54.92	70.23	0.44	0.37
1975	92.79	95.70	1.27	0.48	59.29	63.25	0.47	0.41
1976	77.50	87.42		0.49	48.26	58.22		0.42
1977	66.86	78.97	0.87	0.50	41.15	52.12		0.39
1978	65.59	71.27	0.44	0.50	38.02	47.32	0.46	0.40
1979	54.21	65.18	0.47	0.52	33.74	43.14	0.47	0.38
1980	61.55	62.69	0.42	0.49	30.90	41.20		0.28
1981	47.42	56.71		0.49	31.20	36.96	0.45	0.33
1982	49.88	50.74		0.41	25.55	33.06		0.33
1983	40.06	46.07		0.43	25.92	30.45	0.49	0.40
1984	32.82	42.48		0.37	23.32	27.76		0.32
1985	30.31	37.98		0.39	15.76	24.52	0.49	0.26
1986	31.28	35.11		0.38	20.06	22.66	0.50	0.34
1987	27.10	31.50	0.49	0.33	17.14	20.04		0.30
1988	25.72	31.40		0.30	15.09	19.39	0.98	0.26
1989	27.97	28.55	1.44	0.40	11.33	17.21		0.21
1990	24.23	27.34		0.27	15.07	16.26		0.19
1991	23.20	25.73		0.29	13.95	15.53	1.54	0.24
1992	26.79	24.65		0.30	12.62	14.66		0.23
1993	21.97	24.01	0.98	0.31	11.75	14.24	0.51	0.29
1994	23.78	22.86		0.33	13.72	13.53		0.18
1995	28.35	25.06		0.15	12.61	14.34		0.10
1996	20.91	23.81		0.17	13.99	13.54		0.10
1997	25.05	22.87	1.02	0.20	11.61	12.45	0.59	0.19
1998	22.81	22.24	0.52	0.20	10.61	12.03		0.14
1999	23.26	21.99	0.51	0.15	10.37	11.44		0.11
2000	26.24	20.34		0.14	8.75	10.76		0.15
2001	18.27	19.85		0.13	8.31	10.23		0.14
2002	20.37	19.26		0.11	9.42	9.95		0.08
2003	20.52	19.65		0.15	10.24	9.83		0.08
2004	23.32	18.99	0.55	0.14	9.44	9.33		0.07
2005	21.32	19.02		0.08	8.15	9.30		0.11
2006	21.10	18.61		0.13	9.34	8.86		0.14
2007	20.81	18.22		0.12	10.93	8.48	0.60	0.08
2008	21.22	17.89		0.16	8.07	8.34		0.14
2009	20.31	17.28		0.11	7.36	7.83	0.62	0.13
2010	21.94	17.05	0.60	0.10	7.37	7.62		0.14
2011	17.72	16.46		0.12	7.24	7.63		0.13
2012	18.23	15.81		0.11	6.69	7.23		0.15

脳出血

● 年齢調整死亡率（20-64歳）の年次推移（沖縄、全国：1973-2012）

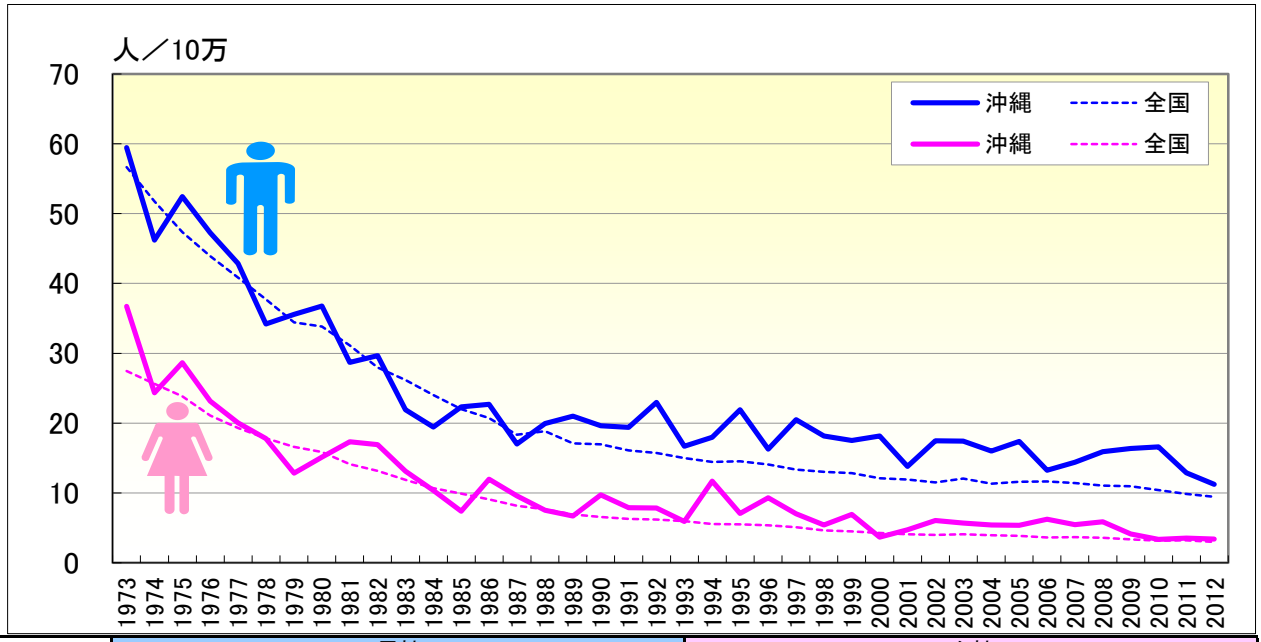

	男性				女性			
	年齢調整死亡率		20-64年齢調整死亡率		年齢調整死亡率		20-64年齢調整死亡率	
	沖縄	全国	沖縄	全国	沖縄	全国	沖縄	全国
1973	99.61	116.93	59.47	56.65	69.51	76.88	36.73	27.47
1974	76.33	106.28	46.21	51.74	54.92	70.23	24.36	25.63
1975	92.79	95.70	52.45	47.37	59.29	63.25	28.67	23.85
1976	77.50	87.42	47.28	43.94	48.26	58.22	23.16	21.07
1977	66.86	78.97	42.88	40.86	41.15	52.12	20.04	19.30
1978	65.59	71.27	34.19	37.73	38.02	47.32	17.78	17.85
1979	54.21	65.18	35.60	34.41	33.74	43.14	12.85	16.61
1980	61.55	62.69	36.77	33.82	30.90	41.20	15.13	15.85
1981	47.42	56.71	28.68	31.13	31.20	36.96	17.32	14.12
1982	49.88	50.74	29.66	27.98	25.55	33.06	16.92	13.16
1983	40.06	46.07	21.92	26.20	25.92	30.45	13.12	11.89
1984	32.82	42.48	19.45	24.04	23.32	27.76	10.38	10.69
1985	30.31	37.98	22.31	22.02	15.76	24.52	7.38	9.89
1986	31.28	35.11	22.68	20.70	20.06	22.66	11.97	9.09
1987	27.10	31.50	17.03	18.35	17.14	20.04	9.59	8.17
1988	25.72	31.40	19.92	18.86	15.09	19.39	7.52	7.67
1989	27.97	28.55	20.98	17.12	11.33	17.21	6.71	6.92
1990	24.23	27.34	19.61	16.98	15.07	16.26	9.71	6.56
1991	23.20	25.73	19.38	16.09	13.95	15.53	7.89	6.28
1992	26.79	24.65	22.97	15.71	12.62	14.66	7.86	6.19
1993	21.97	24.01	16.69	15.00	11.75	14.24	5.90	5.97
1994	23.78	22.86	17.96	14.43	13.72	13.53	11.70	5.55
1995	28.35	25.06	21.92	14.54	12.61	14.34	7.06	5.53
1996	20.91	23.81	16.27	14.10	13.99	13.54	9.29	5.36
1997	25.05	22.87	20.48	13.33	11.61	12.45	7.02	5.08
1998	22.81	22.24	18.15	13.03	10.61	12.03	5.40	4.64
1999	23.26	21.99	17.52	12.84	10.37	11.44	6.94	4.50
2000	26.24	20.34	18.16	12.11	8.75	10.76	3.69	4.26
2001	18.27	19.85	13.78	11.91	8.31	10.23	4.71	4.08
2002	20.37	19.26	17.47	11.51	9.42	9.95	6.04	4.00
2003	20.52	19.65	17.43	12.05	10.24	9.83	5.68	4.08
2004	23.32	18.99	16.00	11.34	9.44	9.33	5.42	3.93
2005	21.32	19.02	17.38	11.62	8.15	9.30	5.35	3.84
2006	21.10	18.61	13.23	11.66	9.34	8.86	6.22	3.63
2007	20.81	18.22	14.41	11.40	10.93	8.48	5.46	3.66
2008	21.22	17.89	15.92	11.04	8.07	8.34	5.87	3.58
2009	20.31	17.28	16.36	10.96	7.36	7.83	4.12	3.35
2010	21.94	17.05	16.61	10.42	7.37	7.62	3.36	3.19
2011	17.72	16.46	12.88	9.86	7.24	7.63	3.53	3.20
2012	18.23	15.81	11.25	9.44	6.69	7.23	3.38	3.00

脳出血

● 年齢調整死亡率（65歳以上）の年次推移（沖縄、全国：1973-2012）

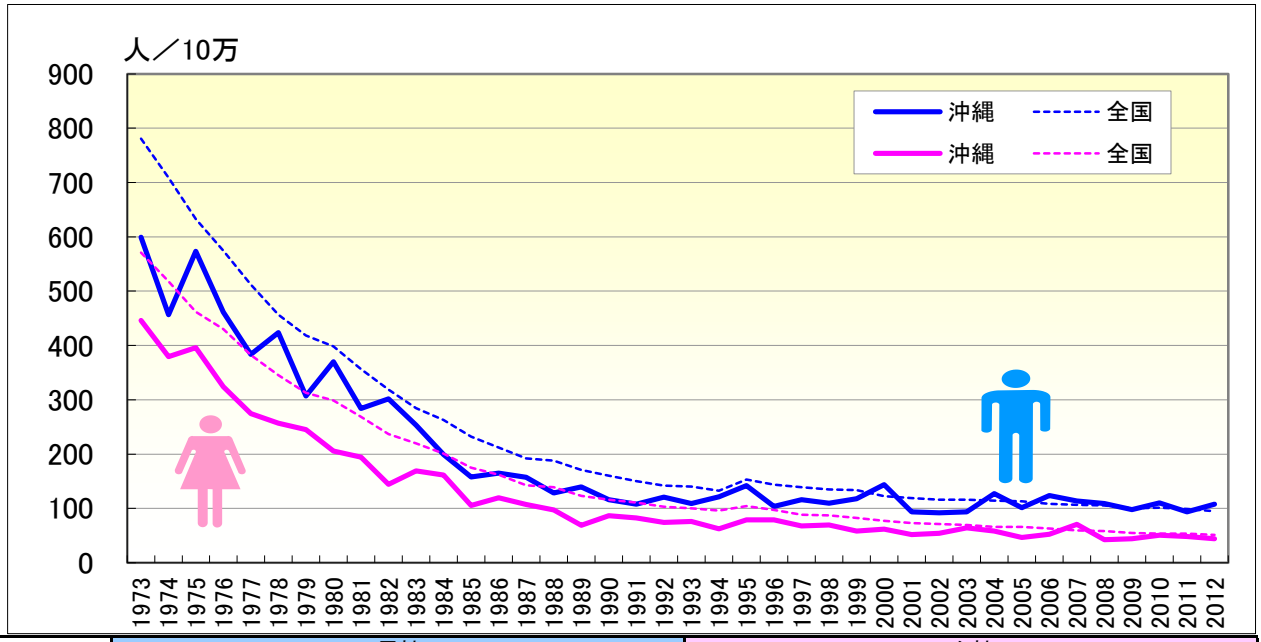

	男性				女性			
	年齢調整死亡率		65-年齢調整死亡率		年齢調整死亡率		65-年齢調整死亡率	
	沖縄	全国	沖縄	全国	沖縄	全国	沖縄	全国
1973	99.61	116.93	599.52	780.75	69.51	76.88	446.05	570.89
1974	76.33	106.28	456.69	708.67	54.92	70.23	379.52	518.16
1975	92.79	95.70	573.59	633.15	59.29	63.25	395.79	462.03
1976	77.50	87.42	461.53	574.35	48.26	58.22	324.18	430.25
1977	66.86	78.97	383.59	511.85	41.15	52.12	274.77	382.58
1978	65.59	71.27	423.54	456.80	38.02	47.32	256.95	345.33
1979	54.21	65.18	306.74	418.18	33.74	43.14	245.00	312.83
1980	61.55	62.69	370.00	398.02	30.90	41.20	205.87	299.00
1981	47.42	56.71	283.85	356.72	31.20	36.96	194.69	268.67
1982	49.88	50.74	301.53	318.51	25.55	33.06	144.33	237.05
1983	40.06	46.07	253.37	284.43	25.92	30.45	168.84	219.46
1984	32.82	42.48	198.83	262.99	23.32	27.76	161.41	201.03
1985	30.31	37.98	158.05	231.87	15.76	24.52	105.69	175.06
1986	31.28	35.11	165.22	212.28	20.06	22.66	119.73	161.75
1987	27.10	31.50	157.19	191.87	17.14	20.04	107.17	142.34
1988	25.72	31.40	128.38	187.92	15.09	19.39	97.12	139.17
1989	27.97	28.55	139.71	170.70	11.33	17.21	68.63	122.94
1990	24.23	27.34	116.02	160.38	15.07	16.26	86.71	116.02
1991	23.20	25.73	107.53	150.13	13.95	15.53	82.59	110.56
1992	26.79	24.65	120.68	142.03	12.62	14.66	74.23	102.85
1993	21.97	24.01	108.95	140.12	11.75	14.24	76.00	100.01
1994	23.78	22.86	121.35	132.44	13.72	13.53	62.15	95.94
1995	28.35	25.06	141.75	153.17	12.61	14.34	78.78	104.02
1996	20.91	23.81	103.90	143.84	13.99	13.54	78.85	97.38
1997	25.05	22.87	115.96	139.29	11.61	12.45	67.93	88.39
1998	22.81	22.24	109.62	135.04	10.61	12.03	69.50	87.15
1999	23.26	21.99	117.64	133.93	10.37	11.44	58.16	82.30
2000	26.24	20.34	143.62	122.57	8.75	10.76	61.76	77.23
2001	18.27	19.85	93.34	119.01	8.31	10.23	51.60	73.20
2002	20.37	19.26	91.74	115.82	9.42	9.95	54.36	71.16
2003	20.52	19.65	93.37	116.30	10.24	9.83	64.27	69.54
2004	23.32	18.99	127.01	114.15	9.44	9.33	58.21	65.68
2005	21.32	19.02	101.29	112.99	8.15	9.30	46.31	65.81
2006	21.10	18.61	123.49	108.64	9.34	8.86	52.60	62.81
2007	20.81	18.22	113.85	106.48	10.93	8.48	70.52	59.20
2008	21.22	17.89	108.98	105.40	8.07	8.34	42.48	58.13
2009	20.31	17.28	97.69	100.14	7.36	7.83	44.31	54.68
2010	21.94	17.05	110.10	101.17	7.37	7.62	50.55	53.53
2011	17.72	16.46	93.38	98.77	7.24	7.63	48.35	53.63
2012	18.23	15.81	107.82	94.99	6.69	7.23	44.00	50.92

脳出血

● 年齢調整死亡率（20-39歳）の年次推移（沖縄、全国：1973-2012）

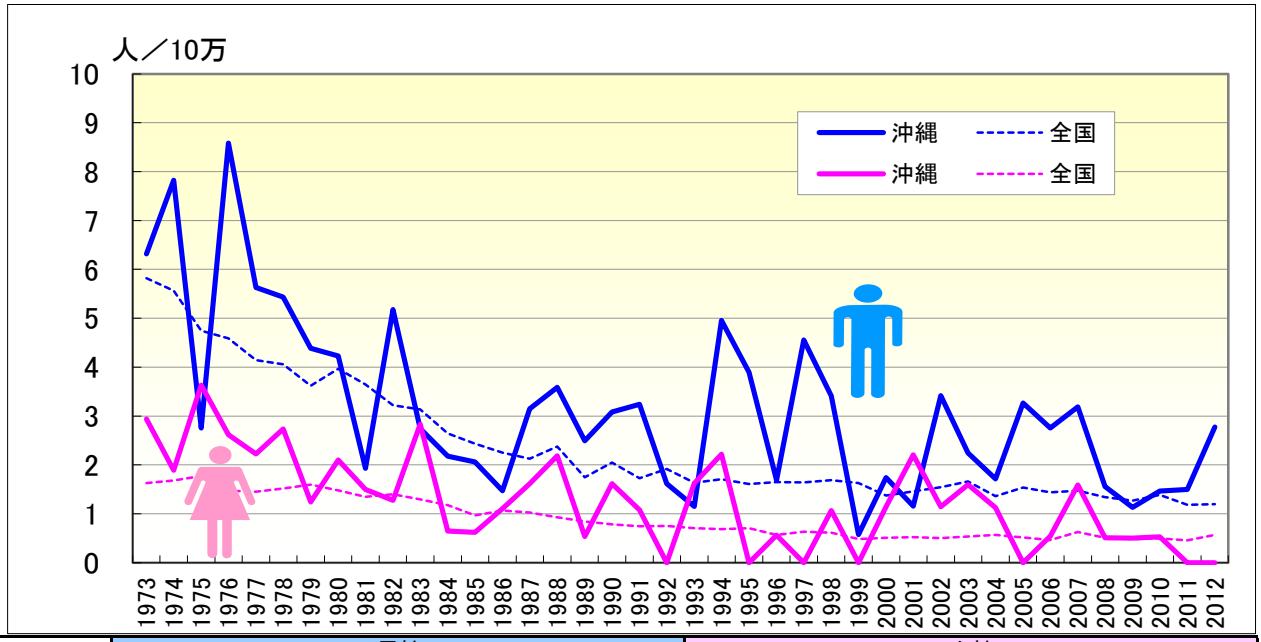

	男性				女性			
	20-64年齢調整死亡率		20-39年齢調整死亡率		20-64年齢調整死亡率		20-39年齢調整死亡率	
	沖縄	全国	沖縄	全国	沖縄	全国	沖縄	全国
1973	59.47	56.65	6.31	5.82	36.73	27.47	2.94	1.63
1974	46.21	51.74	7.83	5.57	24.36	25.63	1.89	1.68
1975	52.45	47.37	2.75	4.75	28.67	23.85	3.63	1.78
1976	47.28	43.94	8.59	4.59	23.16	21.07	2.62	1.47
1977	42.88	40.86	5.63	4.15	20.04	19.30	2.23	1.45
1978	34.19	37.73	5.43	4.06	17.78	17.85	2.74	1.52
1979	35.60	34.41	4.39	3.62	12.85	16.61	1.24	1.60
1980	36.77	33.82	4.23	3.97	15.13	15.85	2.10	1.48
1981	28.68	31.13	1.93	3.64	17.32	14.12	1.50	1.35
1982	29.66	27.98	5.18	3.22	16.92	13.16	1.27	1.40
1983	21.92	26.20	2.74	3.13	13.12	11.89	2.84	1.29
1984	19.45	24.04	2.18	2.64	10.38	10.69	0.65	1.18
1985	22.31	22.02	2.06	2.44	7.38	9.89	0.62	0.97
1986	22.68	20.70	1.47	2.25	11.97	9.09	1.11	1.07
1987	17.03	18.35	3.14	2.12	9.59	8.17	1.62	1.02
1988	19.92	18.86	3.59	2.37	7.52	7.67	2.19	0.93
1989	20.98	17.12	2.49	1.75	6.71	6.92	0.53	0.84
1990	19.61	16.98	3.08	2.05	9.71	6.56	1.62	0.78
1991	19.38	16.09	3.24	1.73	7.89	6.28	1.08	0.74
1992	22.97	15.71	1.61	1.92	7.86	6.19		0.75
1993	16.69	15.00	1.15	1.63	5.90	5.97	1.62	0.71
1994	17.96	14.43	4.95	1.71	11.70	5.55	2.22	0.68
1995	21.92	14.54	3.89	1.61	7.06	5.53		0.71
1996	16.27	14.10	1.68	1.65	9.29	5.36	0.56	0.57
1997	20.48	13.33	4.55	1.64	7.02	5.08		0.64
1998	18.15	13.03	3.41	1.69	5.40	4.64	1.07	0.62
1999	17.52	12.84	0.57	1.63	6.94	4.50		0.48
2000	18.16	12.11	1.74	1.37	3.69	4.26	1.14	0.51
2001	13.78	11.91	1.16	1.46	4.71	4.08	2.20	0.52
2002	17.47	11.51	3.42	1.55	6.04	4.00	1.15	0.50
2003	17.43	12.05	2.25	1.66	5.68	4.08	1.59	0.53
2004	16.00	11.34	1.72	1.36	5.42	3.93	1.13	0.57
2005	17.38	11.62	3.27	1.54	5.35	3.84		0.51
2006	13.23	11.66	2.76	1.44	6.22	3.63	0.54	0.46
2007	14.41	11.40	3.18	1.47	5.46	3.66	1.59	0.63
2008	15.92	11.04	1.56	1.34	5.87	3.58	0.51	0.51
2009	16.36	10.96	1.13	1.27	4.12	3.35	0.50	0.49
2010	16.61	10.42	1.47	1.39	3.36	3.19	0.53	0.50
2011	12.88	9.86	1.50	1.18	3.53	3.20		0.46
2012	11.25	9.44	2.77	1.19	3.38	3.00		0.57

脳出血

● 年齢調整死亡率（40-64歳）の年次推移（沖縄、全国：1973-2012）

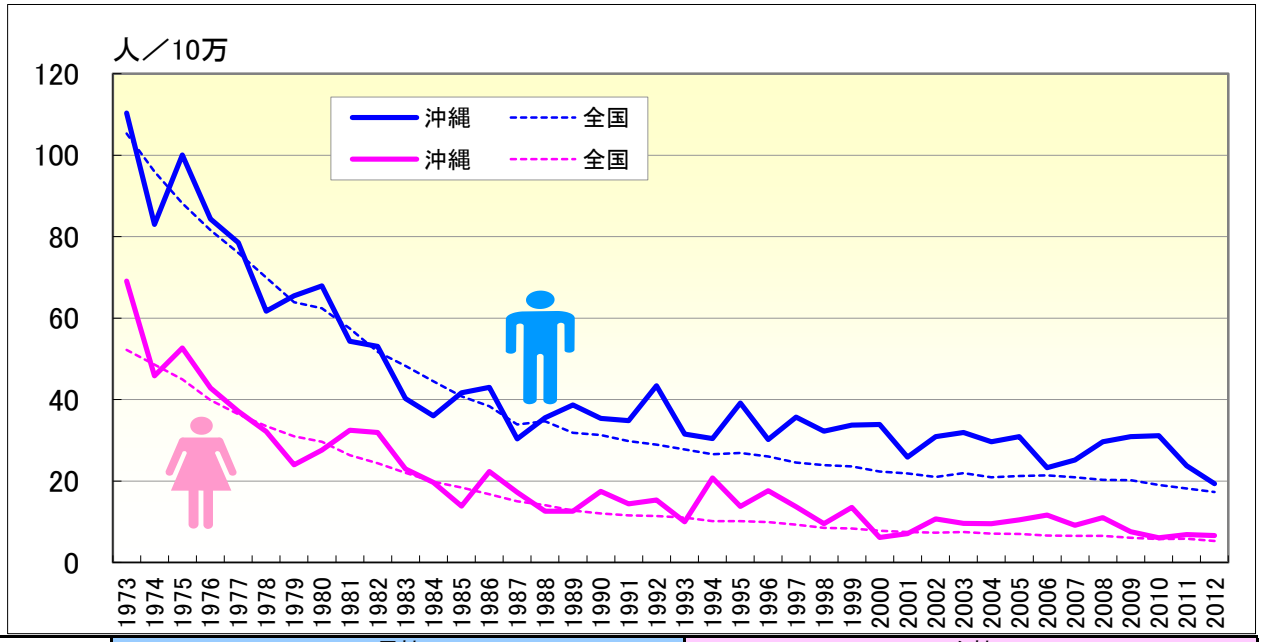

	男性				女性			
	20-64年齢調整死亡率		40-64年齢調整死亡率		20-64年齢調整死亡率		40-64年齢調整死亡率	
	沖縄	全国	沖縄	全国	沖縄	全国	沖縄	全国
1973	59.47	56.65	110.39	105.35	36.73	27.47	69.10	52.21
1974	46.21	51.74	82.98	95.97	24.36	25.63	45.88	48.57
1975	52.45	47.37	100.07	88.21	28.67	23.85	52.65	44.99
1976	47.28	43.94	84.35	81.64	23.16	21.07	42.85	39.85
1977	42.88	40.86	78.56	76.04	20.04	19.30	37.11	36.40
1978	34.19	37.73	61.74	70.00	17.78	17.85	32.19	33.49
1979	35.60	34.41	65.50	63.91	12.85	16.61	23.97	30.98
1980	36.77	33.82	67.94	62.42	15.13	15.85	27.60	29.63
1981	28.68	31.13	54.32	57.45	17.32	14.12	32.47	26.35
1982	29.66	27.98	53.11	51.70	16.92	13.16	31.90	24.43
1983	21.92	26.20	40.29	48.29	13.12	11.89	22.97	22.03
1984	19.45	24.04	36.00	44.54	10.38	10.69	19.71	19.81
1985	22.31	22.02	41.72	40.78	7.38	9.89	13.85	18.44
1986	22.68	20.70	42.98	38.38	11.97	9.09	22.37	16.78
1987	17.03	18.35	30.34	33.89	9.59	8.17	17.24	15.02
1988	19.92	18.86	35.58	34.65	7.52	7.67	12.63	14.13
1989	20.98	17.12	38.69	31.84	6.71	6.92	12.62	12.74
1990	19.61	16.98	35.43	31.28	9.71	6.56	17.46	12.08
1991	19.38	16.09	34.83	29.84	7.89	6.28	14.41	11.58
1992	22.97	15.71	43.43	28.93	7.86	6.19	15.39	11.41
1993	16.69	15.00	31.57	27.80	5.90	5.97	10.01	11.01
1994	17.96	14.43	30.42	26.62	11.70	5.55	20.78	10.20
1995	21.92	14.54	39.19	26.93	7.06	5.53	13.82	10.14
1996	16.27	14.10	30.24	26.02	9.29	5.36	17.65	9.94
1997	20.48	13.33	35.73	24.54	7.02	5.08	13.74	9.34
1998	18.15	13.03	32.26	23.90	5.40	4.64	9.54	8.49
1999	17.52	12.84	33.76	23.58	6.94	4.50	13.58	8.36
2000	18.16	12.11	33.89	22.39	3.69	4.26	6.14	7.85
2001	13.78	11.91	25.88	21.92	4.71	4.08	7.12	7.49
2002	17.47	11.51	30.93	21.05	6.04	4.00	10.73	7.35
2003	17.43	12.05	31.98	21.99	5.68	4.08	9.60	7.48
2004	16.00	11.34	29.68	20.90	5.42	3.93	9.53	7.15
2005	17.38	11.62	30.90	21.28	5.35	3.84	10.47	7.02
2006	13.23	11.66	23.27	21.45	6.22	3.63	11.65	6.66
2007	14.41	11.40	25.17	20.92	5.46	3.66	9.17	6.56
2008	15.92	11.04	29.67	20.33	5.87	3.58	11.00	6.53
2009	16.36	10.96	30.95	20.24	4.12	3.35	7.59	6.09
2010	16.61	10.42	31.12	19.07	3.36	3.19	6.08	5.77
2011	12.88	9.86	23.78	18.17	3.53	3.20	6.90	5.82
2012	11.25	9.44	19.37	17.34	3.38	3.00	6.61	5.33

脳出血

● 年齢調整死亡率（65-74歳）の年次推移（沖縄、全国：1973-2012）

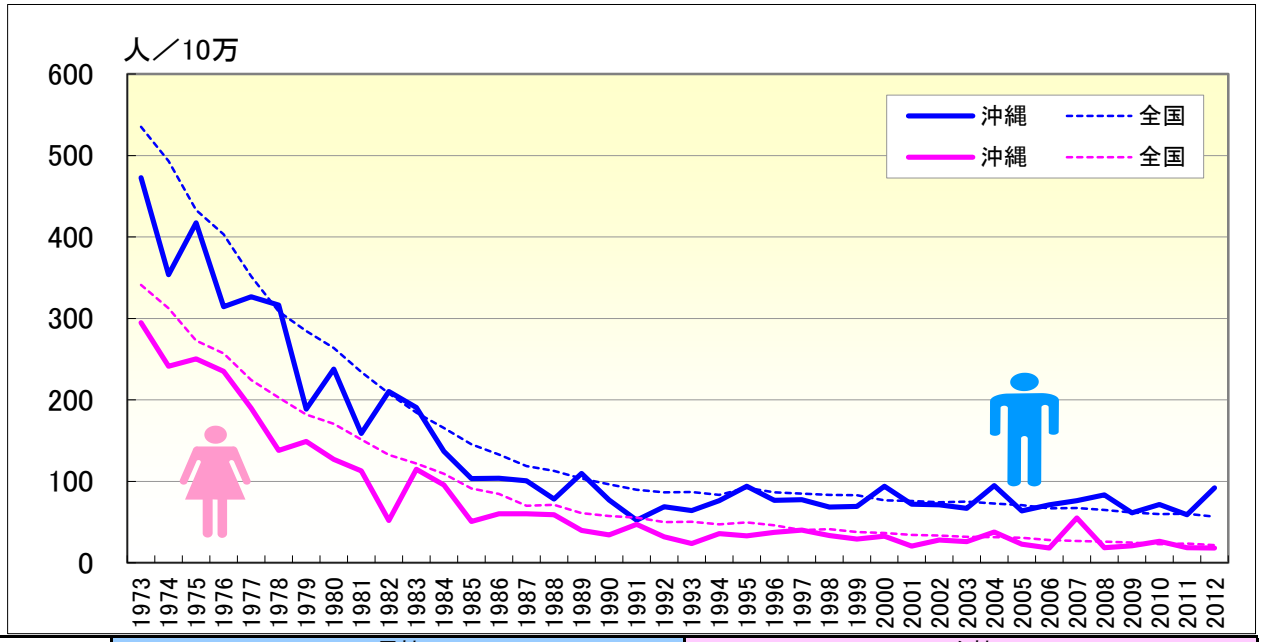

	男性				女性			
	65-年齢調整死亡率		65-74年齢調整死亡率		65-年齢調整死亡率		65-74年齢調整死亡率	
	沖縄	全国	沖縄	全国	沖縄	全国	沖縄	全国
1973	599.52	780.75	472.61	535.36	446.05	570.89	294.68	340.94
1974	456.69	708.67	353.76	493.28	379.52	518.16	241.43	312.30
1975	573.59	633.15	417.33	432.88	395.79	462.03	250.47	272.55
1976	461.53	574.35	314.35	403.04	324.18	430.25	235.14	257.15
1977	383.59	511.85	326.41	351.65	274.77	382.58	189.71	224.55
1978	423.54	456.80	316.26	308.31	256.95	345.33	138.00	202.94
1979	306.74	418.18	188.56	284.46	245.00	312.83	148.84	182.11
1980	370.00	398.02	237.78	263.49	205.87	299.00	127.05	170.47
1981	283.85	356.72	158.75	234.40	194.69	268.67	112.91	151.42
1982	301.53	318.51	210.34	207.74	144.33	237.05	51.83	132.55
1983	253.37	284.43	190.72	184.40	168.84	219.46	114.95	121.81
1984	198.83	262.99	136.88	165.37	161.41	201.03	95.50	109.21
1985	158.05	231.87	103.42	145.32	105.69	175.06	50.67	91.36
1986	165.22	212.28	103.96	132.93	119.73	161.75	60.33	84.62
1987	157.19	191.87	100.72	118.85	107.17	142.34	60.19	70.04
1988	128.38	187.92	78.09	112.94	97.12	139.17	59.14	71.16
1989	139.71	170.70	109.80	103.25	68.63	122.94	39.71	60.89
1990	116.02	160.38	77.12	96.40	86.71	116.02	34.19	57.55
1991	107.53	150.13	52.14	89.61	82.59	110.56	47.01	55.42
1992	120.68	142.03	68.73	86.31	74.23	102.85	31.94	50.04
1993	108.95	140.12	64.17	86.99	76.00	100.01	23.81	50.18
1994	121.35	132.44	76.46	83.47	62.15	95.94	35.80	47.38
1995	141.75	153.17	93.87	92.08	78.78	104.02	33.15	49.61
1996	103.90	143.84	76.57	86.63	78.85	97.38	37.35	45.89
1997	115.96	139.29	77.33	85.01	67.93	88.39	40.14	40.30
1998	109.62	135.04	68.51	83.46	69.50	87.15	33.51	41.37
1999	117.64	133.93	69.22	83.14	58.16	82.30	28.99	37.59
2000	143.62	122.57	94.01	76.78	61.76	77.23	32.83	36.57
2001	93.34	119.01	71.86	75.89	51.60	73.20	20.50	34.31
2002	91.74	115.82	71.05	74.41	54.36	71.16	28.13	33.30
2003	93.37	116.30	66.75	75.06	64.27	69.54	26.14	31.84
2004	127.01	114.15	94.70	72.66	58.21	65.68	37.60	31.42
2005	101.29	112.99	63.82	70.67	46.31	65.81	22.78	30.82
2006	123.49	108.64	71.17	67.02	52.60	62.81	18.29	27.98
2007	113.85	106.48	76.30	67.44	70.52	59.20	55.06	26.62
2008	108.98	105.40	83.53	64.76	42.48	58.13	18.57	26.16
2009	97.69	100.14	61.47	61.73	44.31	54.68	20.83	24.68
2010	110.10	101.17	71.55	59.97	50.55	53.53	26.35	22.91
2011	93.38	98.77	58.90	60.33	48.35	53.63	18.69	23.66
2012	107.82	94.99	91.96	56.76	44.00	50.92	18.17	21.79

脳出血

● 年齢調整死亡率（75歳以上）の年次推移（沖縄、全国：1973-2012）

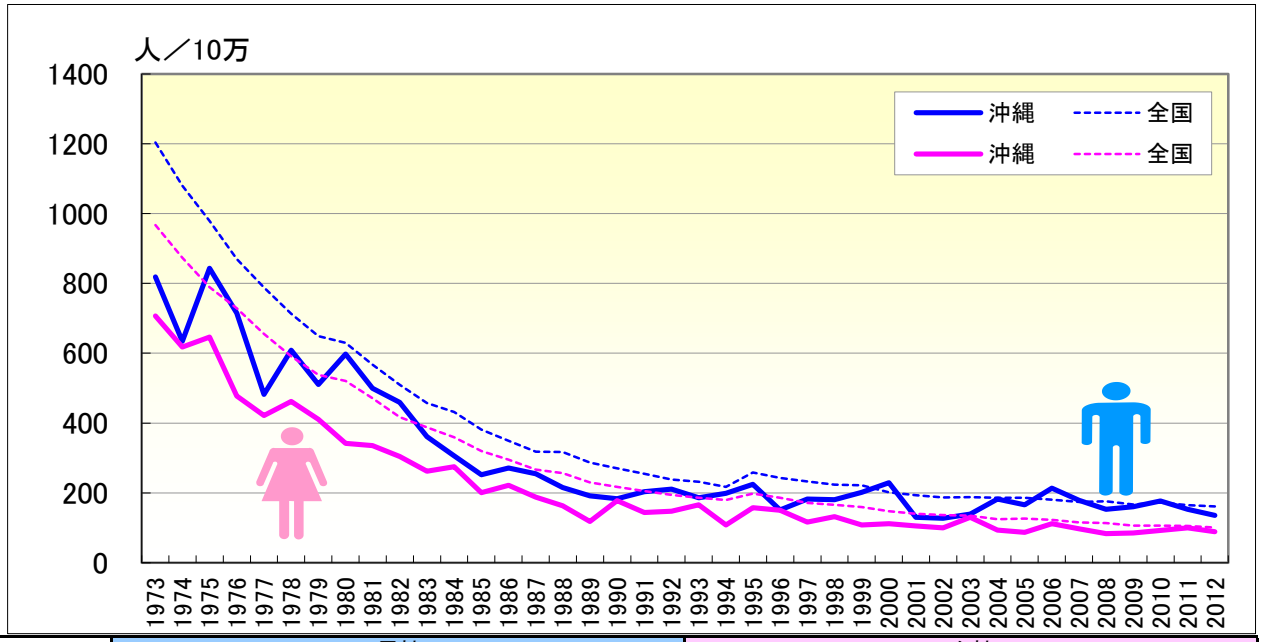

	男性				女性			
	65-年齢調整死亡率		75-年齢調整死亡率		65-年齢調整死亡率		75-年齢調整死亡率	
	沖縄	全国	沖縄	全国	沖縄	全国	沖縄	全国
1973	599.52	780.75	818.39	1203.96	446.05	570.89	707.11	967.47
1974	456.69	708.67	634.22	1080.16	379.52	518.16	617.68	873.21
1975	573.59	633.15	843.09	978.55	395.79	462.03	646.41	788.81
1976	461.53	574.35	715.37	869.80	324.18	430.25	477.76	728.79
1977	383.59	511.85	482.21	788.14	274.77	382.58	421.47	655.13
1978	423.54	456.80	608.56	712.89	256.95	345.33	462.10	590.91
1979	306.74	418.18	510.56	648.81	245.00	312.83	410.84	538.29
1980	370.00	398.02	598.04	630.04	205.87	299.00	341.80	520.67
1981	283.85	356.72	499.62	567.68	194.69	268.67	335.74	470.88
1982	301.53	318.51	458.80	509.54	144.33	237.05	303.86	417.28
1983	253.37	284.43	361.42	456.94	168.84	219.46	261.80	387.88
1984	198.83	262.99	305.67	431.36	161.41	201.03	275.09	359.37
1985	158.05	231.87	252.28	381.13	105.69	175.06	200.58	319.43
1986	165.22	212.28	270.88	349.13	119.73	161.75	222.17	294.79
1987	157.19	191.87	254.58	317.80	107.17	142.34	188.19	267.03
1988	128.38	187.92	215.11	317.25	97.12	139.17	162.63	256.46
1989	139.71	170.70	191.30	287.02	68.63	122.94	118.52	229.96
1990	116.02	160.38	183.12	270.72	86.71	116.02	177.27	216.85
1991	107.53	150.13	203.08	254.52	82.59	110.56	143.94	205.66
1992	120.68	142.03	210.29	238.12	74.23	102.85	147.16	193.93
1993	108.95	140.12	186.17	231.75	76.00	100.01	166.00	185.94
1994	121.35	132.44	198.76	216.90	62.15	95.94	107.60	179.69
1995	141.75	153.17	224.32	258.53	78.78	104.02	157.47	197.87
1996	103.90	143.84	151.03	242.52	78.85	97.38	150.42	186.18
1997	115.96	139.29	182.58	232.89	67.93	88.39	115.86	171.33
1998	109.62	135.04	180.54	223.98	69.50	87.15	131.57	166.09
1999	117.64	133.93	201.16	221.52	58.16	82.30	108.45	159.40
2000	143.62	122.57	229.19	201.54	61.76	77.23	111.66	147.36
2001	93.34	119.01	130.38	193.38	51.60	73.20	105.23	140.27
2002	91.74	115.82	127.43	187.23	54.36	71.16	99.59	136.45
2003	93.37	116.30	139.28	187.43	64.27	69.54	130.02	134.57
2004	127.01	114.15	182.75	185.72	58.21	65.68	93.78	124.77
2005	101.29	112.99	165.91	185.97	46.31	65.81	86.89	126.16
2006	123.49	108.64	213.71	180.43	52.60	62.81	111.77	122.89
2007	113.85	106.48	178.61	173.83	70.52	59.20	97.17	115.39
2008	108.98	105.40	152.87	175.50	42.48	58.13	83.74	113.27
2009	97.69	100.14	160.16	166.40	44.31	54.68	84.80	106.41
2010	110.10	101.17	176.59	172.21	50.55	53.53	92.28	106.34
2011	93.38	98.77	152.84	165.08	48.35	53.63	99.49	105.32
2012	107.82	94.99	135.16	160.93	44.00	50.92	88.55	101.14

脳出血

● 年齢階級別にみた死亡率の推移（沖縄：1973-2012）

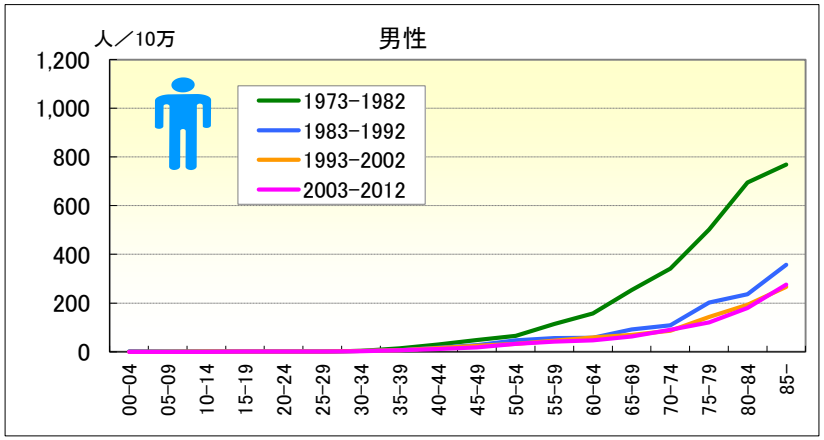

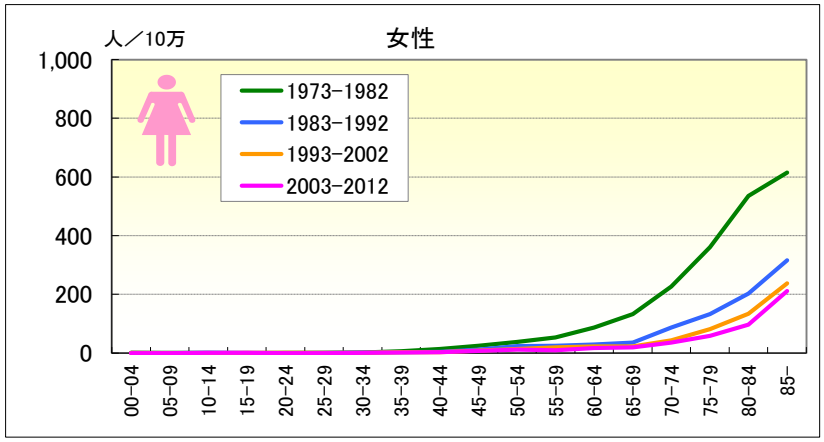

● 年齢階級別，性別*期間別死亡率（沖縄：1973-2012年）

		総数	00-04	05-09	10-14	15-19	20-24	25-29	30-34	35-39	40-44	45-49	50-54	55-59	60-64	65-69	70-74	75-79	80-84	85-
男	1973-1977	44.43	1.75	0.00	0.00	0.39	0.87	1.40	5.52	16.38	35.28	50.67	73.92	140.88	209.74	322.81	442.08	533.60	846.71	922.68
	1978-1982	33.69	0.37	0.35	0.37	0.00	0.98	0.80	2.26	12.55	24.52	45.45	58.49	90.19	109.99	193.26	256.88	474.72	562.60	659.52
	1973-1982	38.88	1.09	0.18	0.18	0.20	0.92	1.08	3.64	14.51	29.80	47.73	64.92	113.22	156.89	253.47	341.45	501.68	694.55	768.32
	1983-1987	22.44	0.39	0.00	0.00	0.00	0.51	1.23	3.06	4.47	18.33	28.99	46.82	52.12	57.80	106.55	150.97	229.58	265.39	503.18
	1988-1992	20.99	0.00	0.00	0.37	0.76	0.00	1.43	2.55	7.01	15.57	25.46	46.57	58.17	58.04	79.37	72.69	179.88	212.36	243.88
	1983-1992	21.71	0.20	0.00	0.18	0.39	0.25	1.32	2.82	5.83	16.80	27.26	46.69	55.52	57.94	91.68	108.93	202.49	235.69	357.13
	1993-1997	22.37	0.00	0.00	0.78	0.79	1.30	0.47	5.96	5.05	15.73	23.81	32.87	49.13	61.71	70.18	88.10	157.16	204.10	256.09
	1998-2002	23.48	0.00	0.00	0.41	0.41	0.00	0.42	1.80	5.82	15.58	24.64	31.29	41.02	56.95	67.23	85.08	132.28	182.87	274.78
	1993-2002	22.93	0.00	0.00	0.60	0.60	0.67	0.44	3.86	5.42	15.66	24.26	31.98	45.12	59.23	68.51	86.35	143.42	192.59	266.60
	2003-2007	25.96	0.00	0.00	0.00	0.44	0.00	0.88	2.01	7.42	11.57	17.80	34.51	41.43	47.14	66.29	85.49	135.09	190.29	285.72
	2008-2012	27.44	0.00	0.00	0.00	0.47	0.53	0.00	1.28	4.95	10.54	18.87	28.72	41.97	47.25	58.15	93.56	108.74	172.37	268.41
	2003-2012	26.71	0.00	0.00	0.00	0.45	0.25	0.46	1.66	6.10	11.05	18.32	31.71	41.73	47.20	62.35	89.75	120.00	179.79	276.27
女	1973-1977	45.15	0.73	0.00	0.37	0.00	0.92	1.00	1.24	7.22	15.22	28.66	48.09	69.18	116.06	180.08	320.16	455.97	692.42	690.75
	1978-1982	30.66	0.78	0.36	0.00	0.00	0.50	0.85	1.45	4.13	12.01	20.87	29.73	39.43	61.51	91.99	143.92	284.66	404.19	559.24
	1973-1982	37.69	0.76	0.19	0.19	0.00	0.72	0.92	1.36	5.72	13.57	24.51	38.03	53.15	86.87	133.12	226.02	360.78	535.70	615.23
	1983-1987	22.27	1.23	0.00	0.00	0.00	0.00	0.44	2.47	2.42	5.37	15.57	26.72	27.97	27.81	42.63	118.24	191.13	215.51	363.43
	1988-1992	17.58	0.44	0.00	0.38	1.17	0.00	0.00	1.74	2.48	2.94	6.65	21.55	20.71	29.85	29.37	58.68	82.67	192.18	281.24
	1983-1992	19.87	0.85	0.00	0.19	0.61	0.00	0.23	2.12	2.45	4.03	11.22	24.05	24.10	28.92	35.48	86.29	132.75	202.77	316.14
	1993-1997	18.08	0.48	0.00	0.00	0.41	0.00	0.00	0.45	3.03	4.19	11.90	18.92	22.35	25.47	19.36	53.68	97.33	161.14	230.25
	1998-2002	16.61	0.00	0.00	0.00	0.00	0.92	0.82	0.88	1.79	2.17	5.06	10.04	15.43	20.13	24.67	33.93	68.77	110.57	242.56
	1993-2002	17.33	0.24	0.00	0.00	0.21	0.45	0.43	0.67	2.42	3.20	8.21	14.05	18.97	22.70	22.20	42.91	81.89	133.83	237.14
	2003-2007	18.20	0.00	0.00	0.47	0.00	0.00	0.00	0.79	3.01	3.14	8.72	10.21	10.56	22.95	19.95	47.90	70.14	105.00	204.91
	2008-2012	17.31	0.00	0.00	0.00	0.49	0.00	0.00	0.84	0.38	2.17	6.36	11.89	7.44	13.06	17.85	23.81	48.96	90.60	216.41
	2003-2012	17.75	0.00	0.00	0.24	0.24	0.00	0.00	0.81	1.62	2.65	7.56	11.04	8.85	17.49	18.95	35.25	58.75	97.05	211.14

脳出血

● 年齢階級別にみた死亡率の推移（全国：1973-2012）

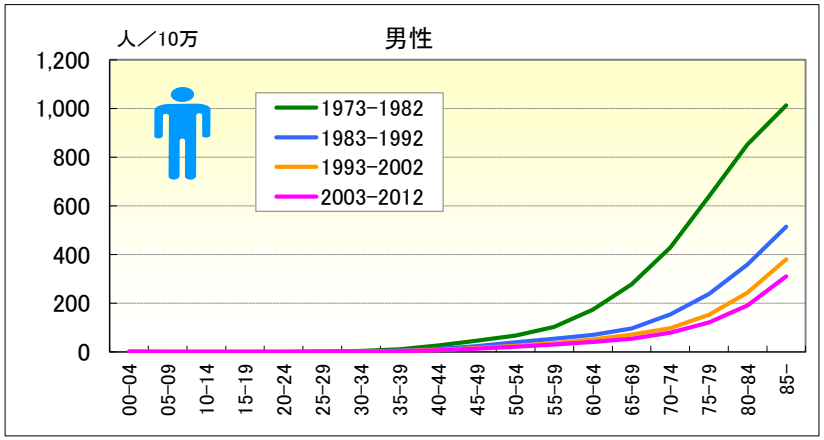

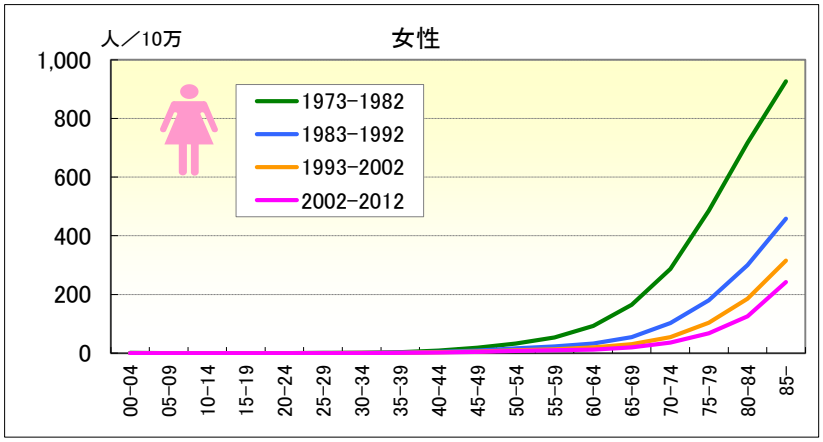

● 年齢階級別，性別*期間別死亡率（全国：1973-2012年）

		総数	00-04	05-09	10-14	15-19	20-24	25-29	30-34	35-39	40-44	45-49	50-54	55-59	60-64	65-69	70-74	75-79	80-84	85-
男	1973-1977	64.54	1.26	0.24	0.19	0.36	0.68	1.39	4.59	12.85	30.89	51.30	76.25	128.58	217.84	353.55	554.21	815.11	1,089.71	1,250.63
	1978-1982	46.25	1.20	0.21	0.18	0.37	0.59	1.27	3.36	9.32	21.55	42.00	60.37	82.76	131.46	210.42	320.72	494.34	678.10	843.82
	1973-1982	55.17	1.23	0.22	0.18	0.36	0.64	1.33	3.93	11.03	26.15	46.40	67.18	103.25	174.35	278.23	428.84	638.66	852.41	1,012.26
	1983-1987	33.30	0.80	0.18	0.20	0.35	0.47	1.02	2.28	6.12	14.21	26.92	45.73	59.83	78.94	119.06	187.64	287.62	429.63	600.17
	1988-1992	27.54	0.67	0.14	0.18	0.28	0.53	0.87	1.82	4.55	10.45	19.67	32.51	48.21	62.75	78.89	121.00	195.71	304.12	452.25
	1983-1992	30.39	0.74	0.16	0.19	0.32	0.51	0.94	2.07	5.39	12.19	23.17	39.01	53.70	69.68	96.73	153.62	237.94	359.63	514.05
	1993-1997	27.44	0.36	0.13	0.18	0.26	0.42	0.70	1.56	3.82	8.62	15.90	26.35	39.05	57.75	73.85	103.60	166.43	261.70	410.92
	1998-2002	27.70	0.19	0.08	0.12	0.20	0.32	0.62	1.53	3.59	7.57	14.85	23.53	33.14	46.15	67.49	93.01	141.30	227.66	358.45
	1993-2002	27.57	0.27	0.11	0.15	0.23	0.37	0.65	1.54	3.70	8.14	15.41	24.83	35.99	51.81	70.48	97.52	152.23	243.80	380.75
	2003-2007	29.32	0.08	0.11	0.14	0.17	0.37	0.58	1.42	3.51	7.18	13.89	22.52	31.51	43.11	58.21	86.42	128.28	196.82	324.40
	2008-2012	30.28	0.13	0.08	0.08	0.19	0.21	0.45	1.33	3.04	6.53	11.99	19.63	29.07	38.45	50.99	73.20	114.77	186.74	298.88
	2003-2012	29.80	0.10	0.10	0.11	0.18	0.30	0.52	1.37	3.27	6.84	12.93	21.18	30.37	40.59	54.45	79.56	121.02	190.99	309.87
女	1973-1977	53.00	1.03	0.18	0.18	0.19	0.42	0.64	1.36	3.89	10.13	20.73	38.89	67.58	118.12	209.96	369.59	617.96	909.84	1,138.56
	1978-1982	38.97	0.79	0.21	0.19	0.21	0.37	0.73	1.22	3.47	7.67	16.45	27.72	41.89	70.20	125.98	219.33	378.01	573.27	769.12
	1973-1982	45.82	0.92	0.19	0.18	0.20	0.40	0.68	1.28	3.67	8.88	18.49	32.92	53.58	93.20	164.53	287.38	485.28	716.50	926.37
	1983-1987	28.86	0.68	0.17	0.21	0.24	0.43	0.61	0.97	2.36	5.50	11.02	19.90	26.46	39.69	69.38	127.64	224.28	368.59	543.86
	1988-1992	23.19	0.43	0.12	0.13	0.23	0.29	0.45	0.80	1.69	3.69	7.60	12.93	18.84	26.05	42.89	79.23	143.79	248.76	400.02
	1983-1992	25.99	0.56	0.15	0.17	0.24	0.35	0.53	0.89	2.05	4.53	9.25	16.36	22.47	32.37	54.88	102.23	179.87	300.61	458.88
	1993-1997	23.16	0.28	0.11	0.13	0.18	0.22	0.41	0.74	1.25	3.30	5.96	10.47	14.62	22.42	34.39	62.28	118.24	206.78	348.10
	1998-2002	22.51	0.08	0.11	0.14	0.17	0.17	0.27	0.56	1.09	2.33	5.02	8.56	11.82	16.32	27.63	48.12	92.13	167.97	293.09
	1993-2002	22.83	0.18	0.11	0.13	0.17	0.19	0.34	0.64	1.17	2.85	5.52	9.44	13.17	19.31	30.84	54.65	103.76	185.95	315.72
	2003-2007	22.89	0.11	0.08	0.09	0.10	0.21	0.30	0.50	1.13	2.01	4.69	7.72	10.81	13.36	21.67	40.11	74.34	136.61	258.35
	2008-2012	23.19	0.10	0.08	0.18	0.19	0.23	0.32	0.47	0.97	1.86	3.59	6.75	8.94	11.67	17.92	31.46	61.39	115.63	229.63
	2002-2012	23.04	0.11	0.08	0.13	0.14	0.22	0.31	0.48	1.05	1.93	4.14	7.27	9.93	12.46	19.73	35.65	67.48	125.12	242.04

脳出血

● 年齢階級別にみた死亡率の推移（沖縄・全国：男1973-2012）

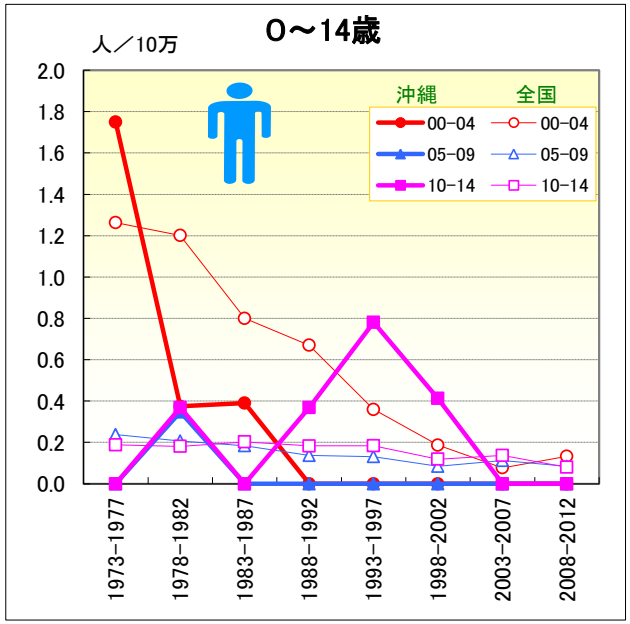

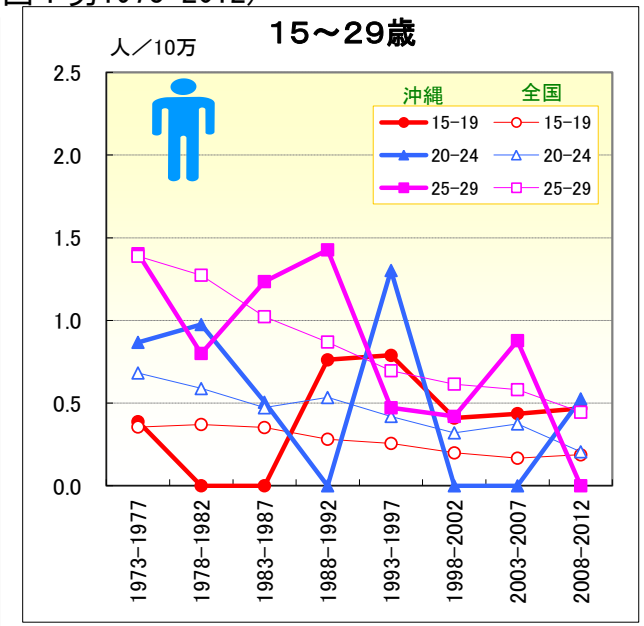

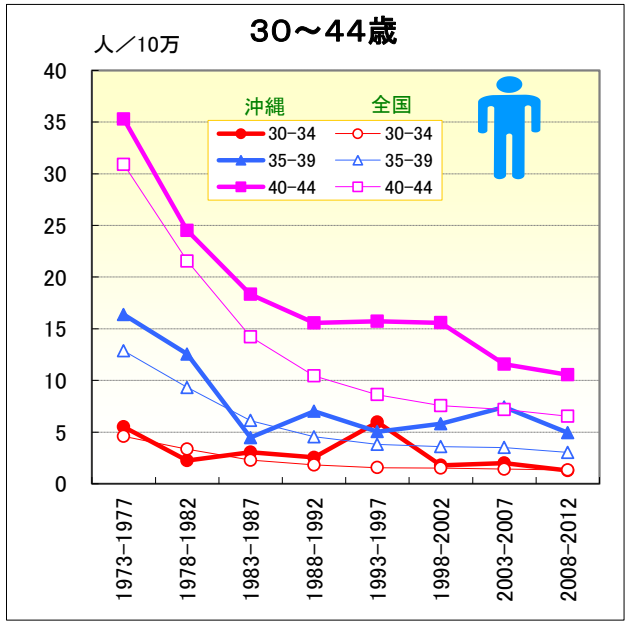

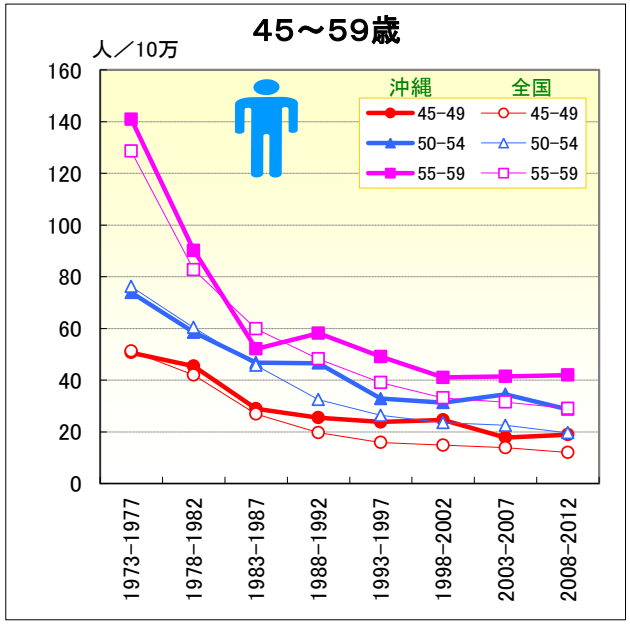

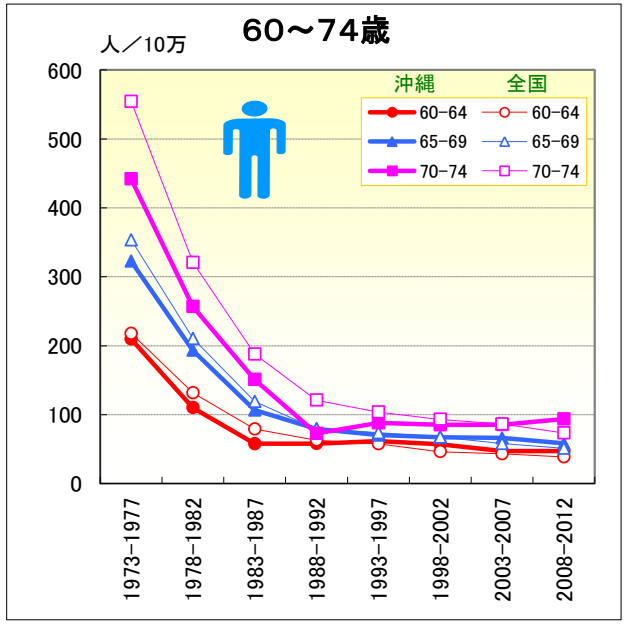

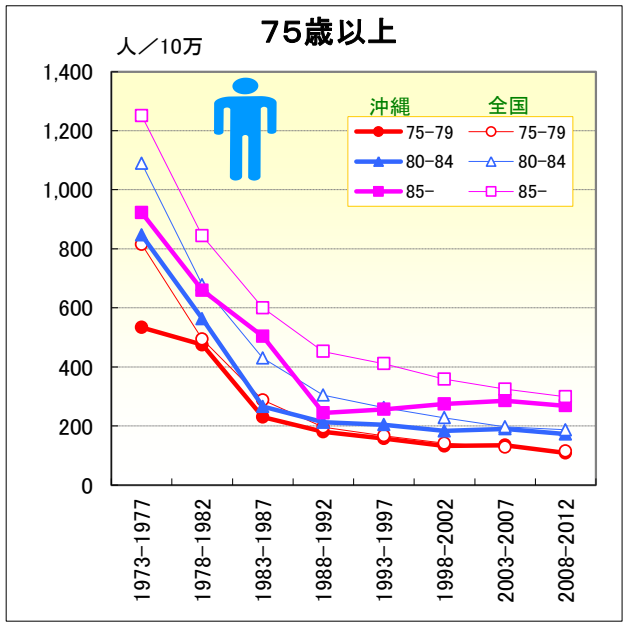

脳出血

● 年齢階級別にみた死亡率の推移（沖縄・全国：女1973-2012）

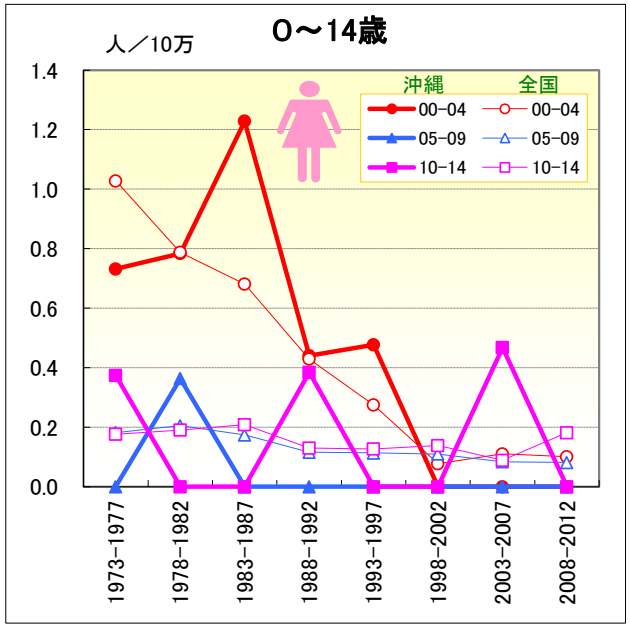

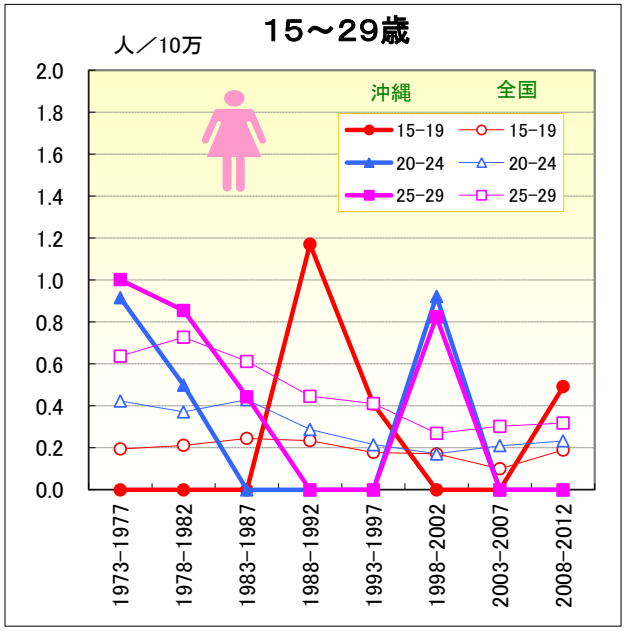

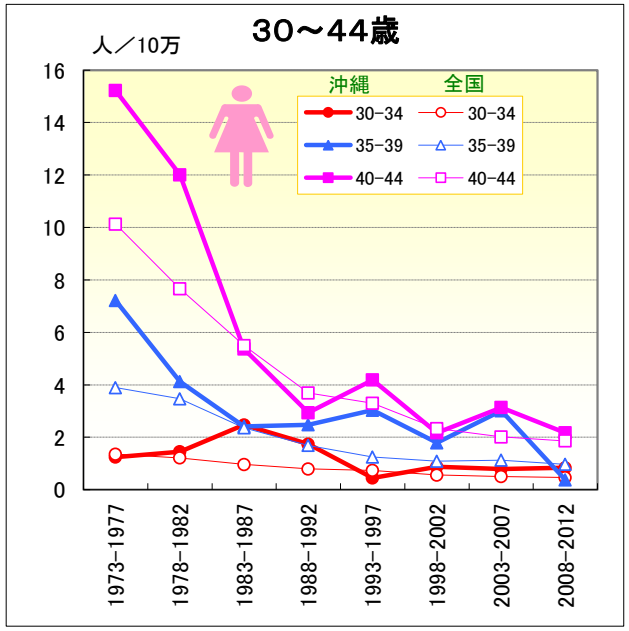

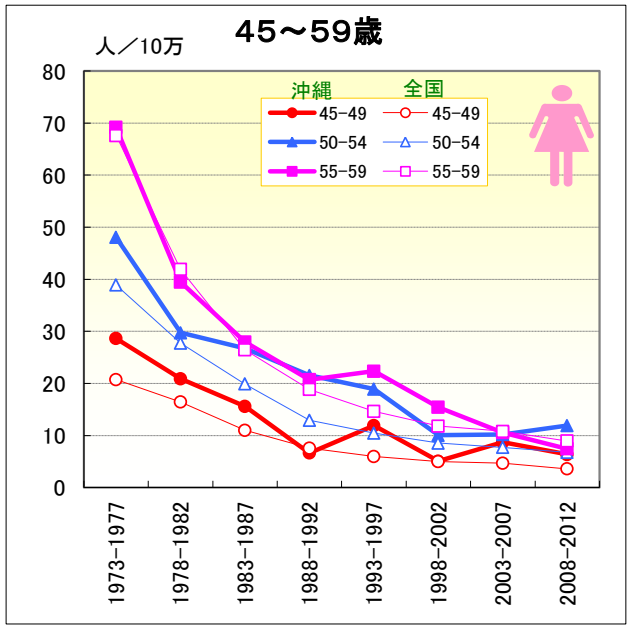

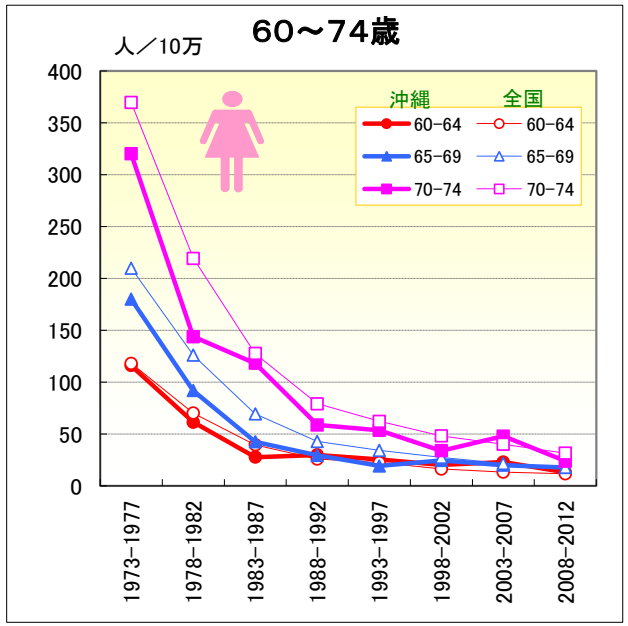

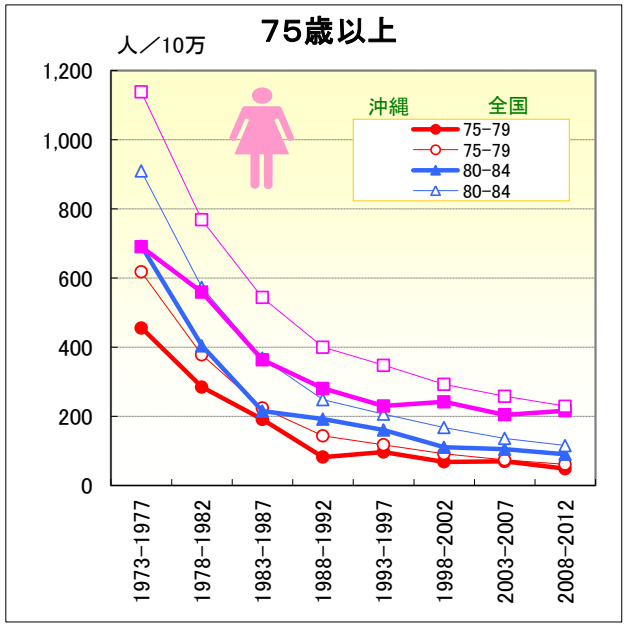

脳出血

● 年齢階級別にみた死亡率の推移（沖縄：1973-2012）

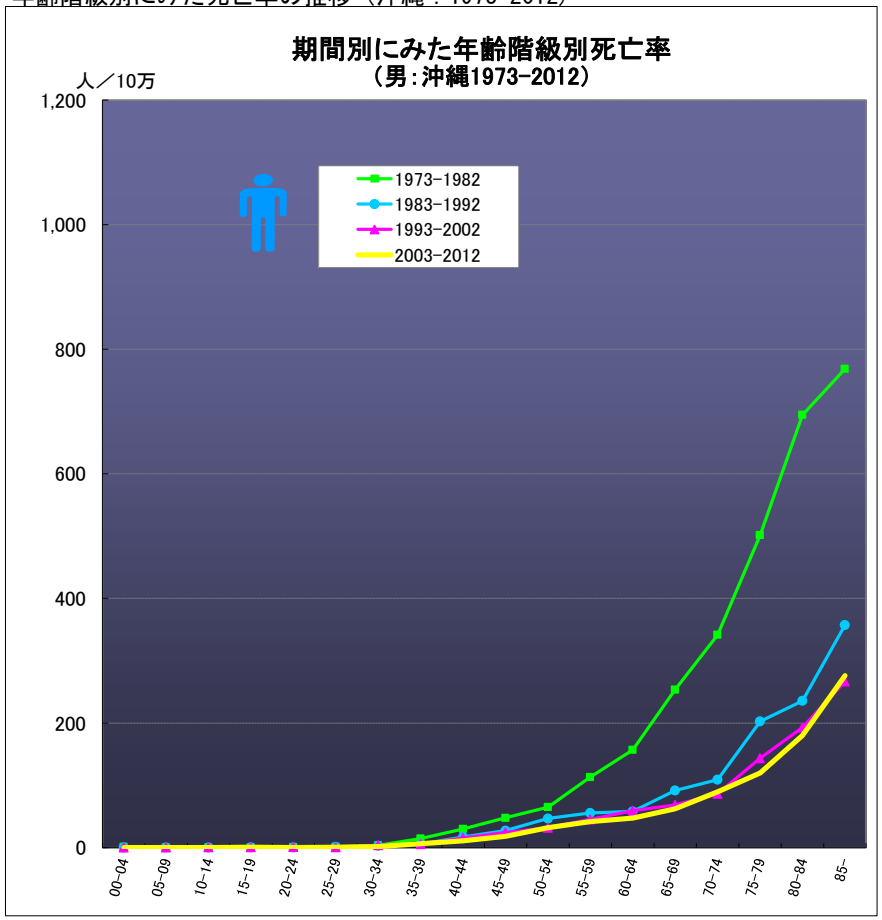

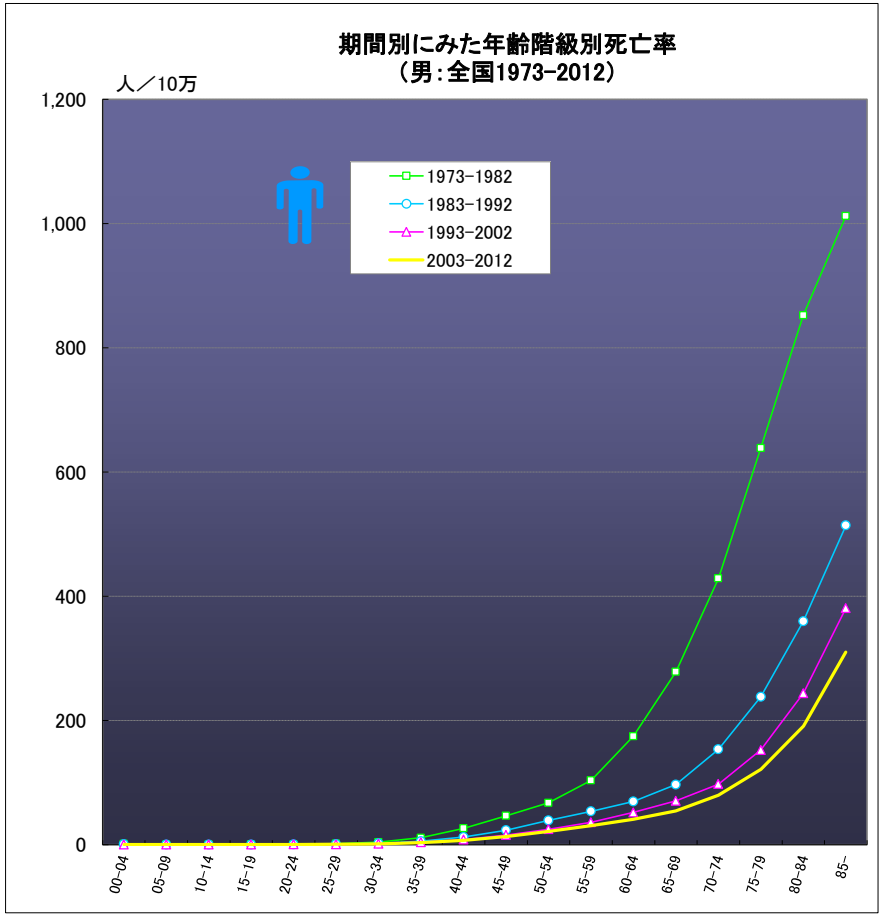

脳出血

● 年齢階級別にみた死亡率の推移（女：1973-2012）

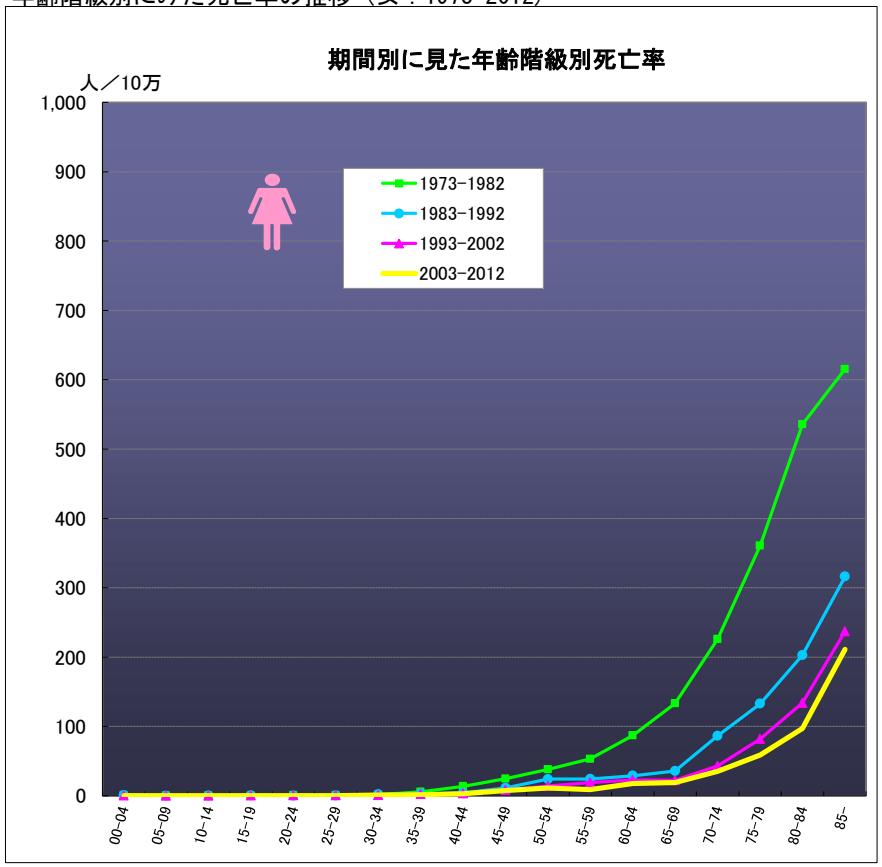

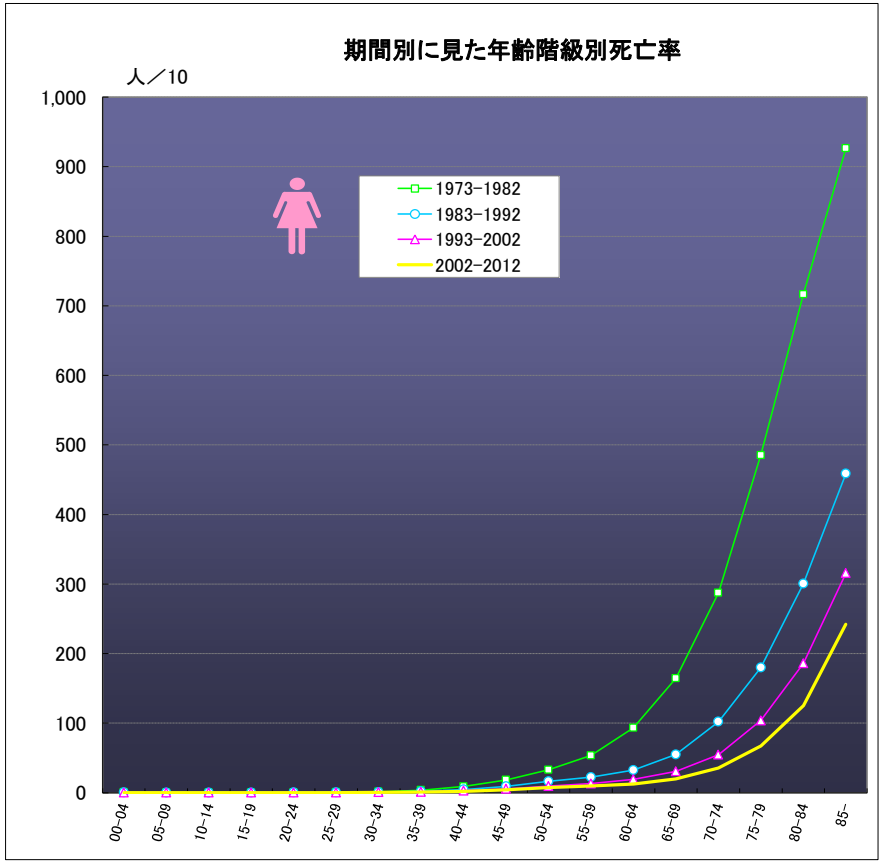

脳出血

● 年齢階級別，性別*期間別死亡率（沖縄：1973-2012年）

		総数	00-04	05-09	10-14	15-19	20-24	25-29	30-34	35-39	40-44	45-49	50-54	55-59	60-64	65-69	70-74	75-79	80-84	85-
男	1973-1977	44.43	1.75	0.00	0.00	0.39	0.87	1.40	5.52	16.38	35.28	50.67	73.92	140.88	209.74	322.81	442.08	533.60	846.71	922.68
	1978-1982	33.69	0.37	0.35	0.37	0.00	0.98	0.80	2.26	12.55	24.52	45.45	58.49	90.19	109.99	193.26	256.88	474.72	562.60	659.52
	1973-1982	38.88	1.09	0.18	0.18	0.20	0.92	1.08	3.64	14.51	29.80	47.73	64.92	113.22	156.89	253.47	341.45	501.68	694.55	768.32
	1983-1987	22.44	0.39	0.00	0.00	0.00	0.51	1.23	3.06	4.47	18.33	28.99	46.82	52.12	57.80	106.55	150.97	229.58	265.39	503.18
	1988-1992	20.99	0.00	0.00	0.37	0.76	0.00	1.43	2.55	7.01	15.57	25.46	46.57	58.17	58.04	79.37	72.69	179.88	212.36	243.88
	1983-1992	21.71	0.20	0.00	0.18	0.39	0.25	1.32	2.82	5.83	16.80	27.26	46.69	55.52	57.94	91.68	108.93	202.49	235.69	357.13
	1993-1997	22.37	0.00	0.00	0.78	0.79	1.30	0.47	5.96	5.05	15.73	23.81	32.87	49.13	61.71	70.18	88.10	157.16	204.10	256.09
	1998-2002	23.48	0.00	0.00	0.41	0.41	0.00	0.42	1.80	5.82	15.58	24.64	31.29	41.02	56.95	67.23	85.08	132.28	182.87	274.78
	1993-2002	22.93	0.00	0.00	0.60	0.60	0.67	0.44	3.86	5.42	15.66	24.26	31.98	45.12	59.23	68.51	86.35	143.42	192.59	266.60
	2003-2007	25.96	0.00	0.00	0.00	0.44	0.00	0.88	2.01	7.42	11.57	17.80	34.51	41.43	47.14	66.29	85.49	135.09	190.29	285.72
	2008-2012	27.44	0.00	0.00	0.00	0.47	0.53	0.00	1.28	4.95	10.54	18.87	28.72	41.97	47.25	58.15	93.56	108.74	172.37	268.41
	2003-2012	26.71	0.00	0.00	0.00	0.45	0.25	0.46	1.66	6.10	11.05	18.32	31.71	41.73	47.20	62.35	89.75	120.00	179.79	276.27
女	1973-1977	45.15	0.73	0.00	0.37	0.00	0.92	1.00	1.24	7.22	15.22	28.66	48.09	69.18	116.06	180.08	320.16	455.97	692.42	690.75
	1978-1982	30.66	0.78	0.36	0.00	0.00	0.50	0.85	1.45	4.13	12.01	20.87	29.73	39.43	61.51	91.99	143.92	284.66	404.19	559.24
	1973-1982	37.69	0.76	0.19	0.19	0.00	0.72	0.92	1.36	5.72	13.57	24.51	38.03	53.15	86.87	133.12	226.02	360.78	535.70	615.23
	1983-1987	22.27	1.23	0.00	0.00	0.00	0.00	0.44	2.47	2.42	5.37	15.57	26.72	27.97	27.81	42.63	118.24	191.13	215.51	363.43
	1988-1992	17.58	0.44	0.00	0.38	1.17	0.00	0.00	1.74	2.48	2.94	6.65	21.55	20.71	29.85	29.37	58.68	82.67	192.18	281.24
	1983-1992	19.87	0.85	0.00	0.19	0.61	0.00	0.23	2.12	2.45	4.03	11.22	24.05	24.10	28.92	35.48	86.29	132.75	202.77	316.14
	1993-1997	18.08	0.48	0.00	0.00	0.41	0.00	0.00	0.45	3.03	4.19	11.90	18.92	22.35	25.47	19.36	53.68	97.33	161.14	230.25
	1998-2002	16.61	0.00	0.00	0.00	0.00	0.92	0.82	0.88	1.79	2.17	5.06	10.04	15.43	20.13	24.67	33.93	68.77	110.57	242.56
	1993-2002	17.33	0.24	0.00	0.00	0.21	0.45	0.43	0.67	2.42	3.20	8.21	14.05	18.97	22.70	22.20	42.91	81.89	133.83	237.14
	2003-2007	18.20	0.00	0.00	0.47	0.00	0.00	0.00	0.79	3.01	3.14	8.72	10.21	10.56	22.95	19.95	47.90	70.14	105.00	204.91
	2008-2012	17.31	0.00	0.00	0.00	0.49	0.00	0.00	0.84	0.38	2.17	6.36	11.89	7.44	13.06	17.85	23.81	48.96	90.60	216.41
	2003-2012	17.75	0.00	0.00	0.24	0.24	0.00	0.00	0.81	1.62	2.65	7.56	11.04	8.85	17.49	18.95	35.25	58.75	97.05	211.14

脳出血

● 年齢階級別，性別*期間別死亡率（全国：1973-2012年）

		総数	00-04	05-09	10-14	15-19	20-24	25-29	30-34	35-39	40-44	45-49	50-54	55-59	60-64	65-69	70-74	75-79	80-84	85-
男	1973-1977	64.54	1.26	0.24	0.19	0.36	0.68	1.39	4.59	12.85	30.89	51.30	76.25	128.58	217.84	353.55	554.21	815.11	1089.71	1250.63
	1978-1982	46.25	1.20	0.21	0.18	0.37	0.59	1.27	3.36	9.32	21.55	42.00	60.37	82.76	131.46	210.42	320.72	494.34	678.10	843.82
	1973-1982	55.17	1.23	0.22	0.18	0.36	0.64	1.33	3.93	11.03	26.15	46.40	67.18	103.25	174.35	278.23	428.84	638.66	852.41	1012.26
	1983-1987	33.30	0.80	0.18	0.20	0.35	0.47	1.02	2.28	6.12	14.21	26.92	45.73	59.83	78.94	119.06	187.64	287.62	429.63	600.17
	1988-1992	27.54	0.67	0.14	0.18	0.28	0.53	0.87	1.82	4.55	10.45	19.67	32.51	48.21	62.75	78.89	121.00	195.71	304.12	452.25
	1983-1992	30.39	0.74	0.16	0.19	0.32	0.51	0.94	2.07	5.39	12.19	23.17	39.01	53.70	69.68	96.73	153.62	237.94	359.63	514.05
	1993-1997	27.44	0.36	0.13	0.18	0.26	0.42	0.70	1.56	3.82	8.62	15.90	26.35	39.05	57.75	73.85	103.60	166.43	261.70	410.92
	1998-2002	27.70	0.19	0.08	0.12	0.20	0.32	0.62	1.53	3.59	7.57	14.85	23.53	33.14	46.15	67.49	93.01	141.30	227.66	358.45
	1993-2002	27.57	0.27	0.11	0.15	0.23	0.37	0.65	1.54	3.70	8.14	15.41	24.83	35.99	51.81	70.48	97.52	152.23	243.80	380.75
	2003-2007	29.32	0.08	0.11	0.14	0.17	0.37	0.58	1.42	3.51	7.18	13.89	22.52	31.51	43.11	58.21	86.42	128.28	196.82	324.40
	2008-2012	30.28	0.13	0.08	0.08	0.19	0.21	0.45	1.33	3.04	6.53	11.99	19.63	29.07	38.45	50.99	73.20	114.77	186.74	298.88
	2003-2012	29.80	0.10	0.10	0.11	0.18	0.30	0.52	1.37	3.27	6.84	12.93	21.18	30.37	40.59	54.45	79.56	121.02	190.99	309.87
女	1973-1977	53.00	1.03	0.18	0.18	0.19	0.42	0.64	1.36	3.89	10.13	20.73	38.89	67.58	118.12	209.96	369.59	617.96	909.84	1138.56
	1978-1982	38.97	0.79	0.21	0.19	0.21	0.37	0.73	1.22	3.47	7.67	16.45	27.72	41.89	70.20	125.98	219.33	378.01	573.27	769.12
	1973-1982	45.82	0.92	0.19	0.18	0.20	0.40	0.68	1.28	3.67	8.88	18.49	32.92	53.58	93.20	164.53	287.38	485.28	716.50	926.37
	1983-1987	28.86	0.68	0.17	0.21	0.24	0.43	0.61	0.97	2.36	5.50	11.02	19.90	26.46	39.69	69.38	127.64	224.28	368.59	543.86
	1988-1992	23.19	0.43	0.12	0.13	0.23	0.29	0.45	0.80	1.69	3.69	7.60	12.93	18.84	26.05	42.89	79.23	143.79	248.76	400.02
	1983-1992	25.99	0.56	0.15	0.17	0.24	0.35	0.53	0.89	2.05	4.53	9.25	16.36	22.47	32.37	54.88	102.23	179.87	300.61	458.88
	1993-1997	23.16	0.28	0.11	0.13	0.18	0.22	0.41	0.74	1.25	3.30	5.96	10.47	14.62	22.42	34.39	62.28	118.24	206.78	348.10
	1998-2002	22.51	0.08	0.11	0.14	0.17	0.17	0.27	0.56	1.09	2.33	5.02	8.56	11.82	16.32	27.63	48.12	92.13	167.97	293.09
	1993-2002	22.83	0.18	0.11	0.13	0.17	0.19	0.34	0.64	1.17	2.85	5.52	9.44	13.17	19.31	30.84	54.65	103.76	185.95	315.72
	2003-2007	22.89	0.11	0.08	0.09	0.10	0.21	0.30	0.50	1.13	2.01	4.69	7.72	10.81	13.36	21.67	40.11	74.34	136.61	258.35
	2008-2012	23.19	0.10	0.08	0.18	0.19	0.23	0.32	0.47	0.97	1.86	3.59	6.75	8.94	11.67	17.92	31.46	61.39	115.63	229.63
	2002-2012	23.04	0.11	0.08	0.13	0.14	0.22	0.31	0.48	1.05	1.93	4.14	7.27	9.93	12.46	19.73	35.65	67.48	125.12	242.04

脳出血

● 年齢階級別にみた死亡率の推移（沖縄・全国：1973-2012）

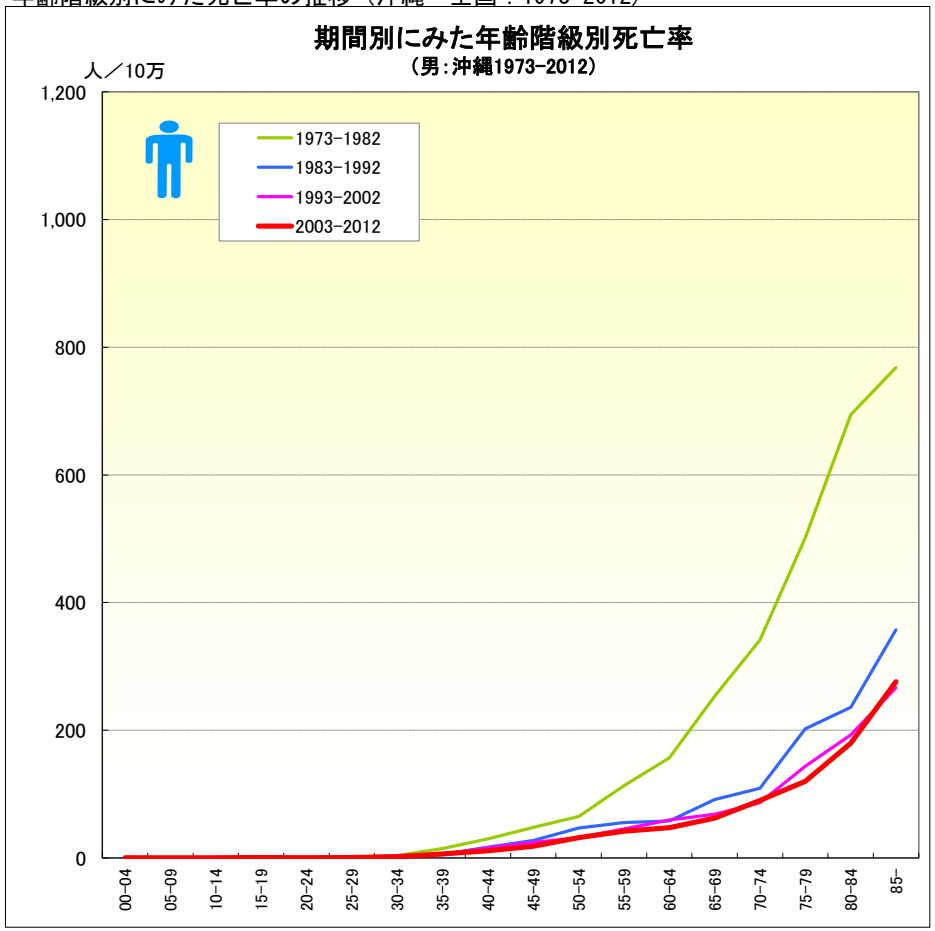

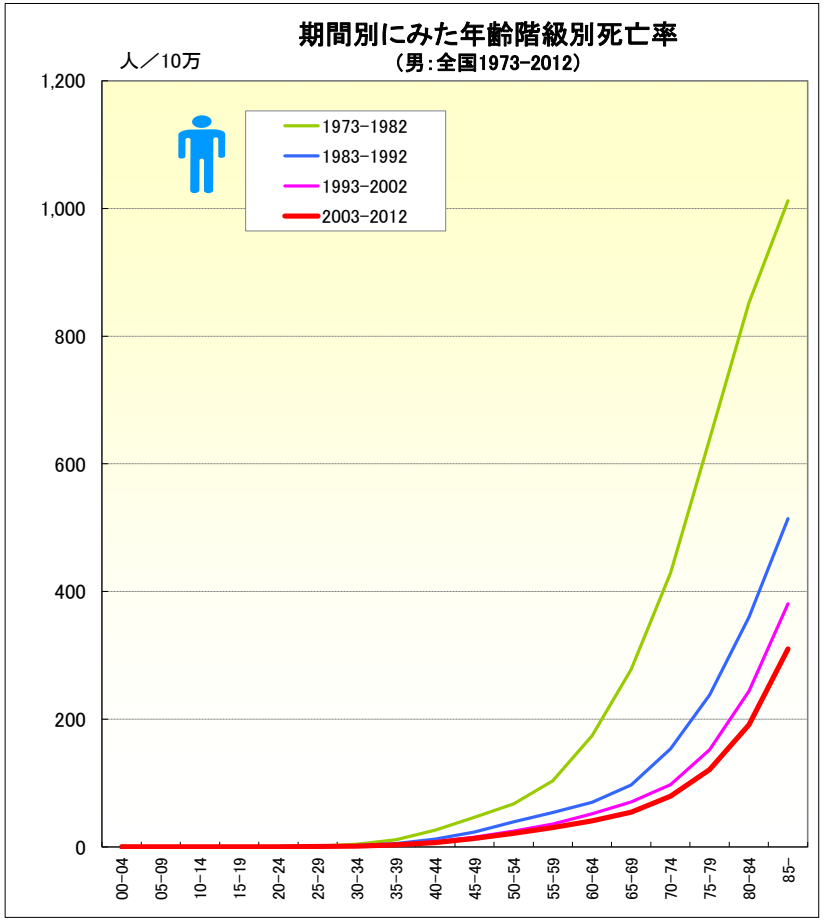

脳出血

● 年齢階級別にみた死亡率の推移（沖縄・全国：1973-2012）

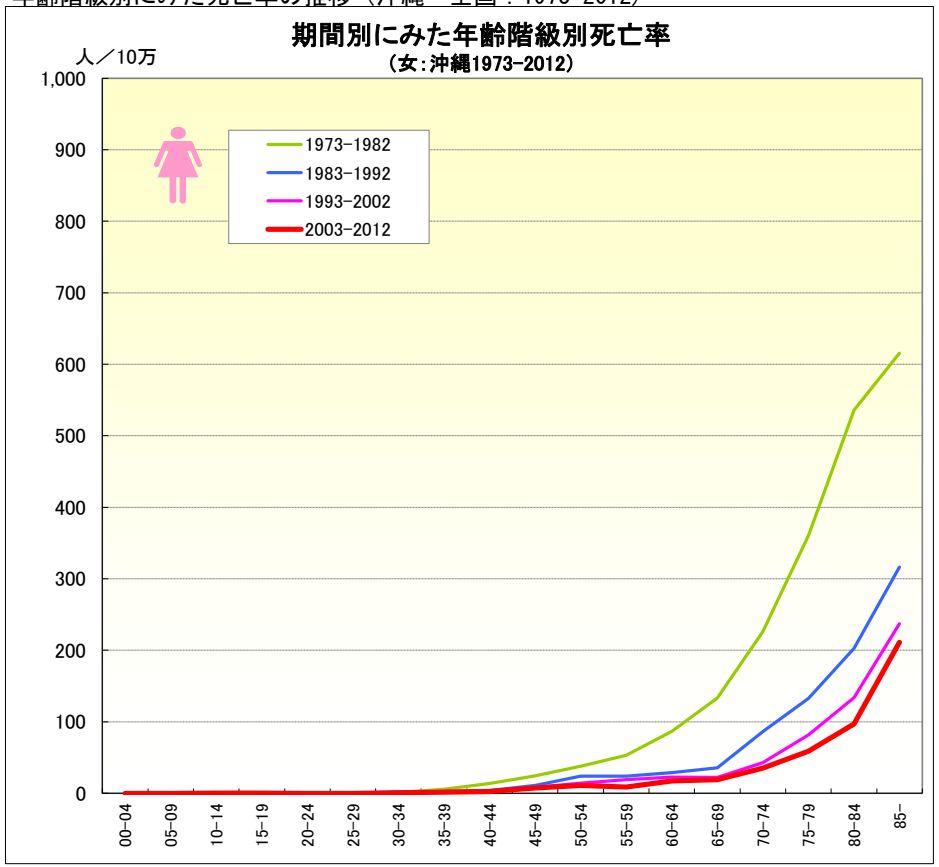

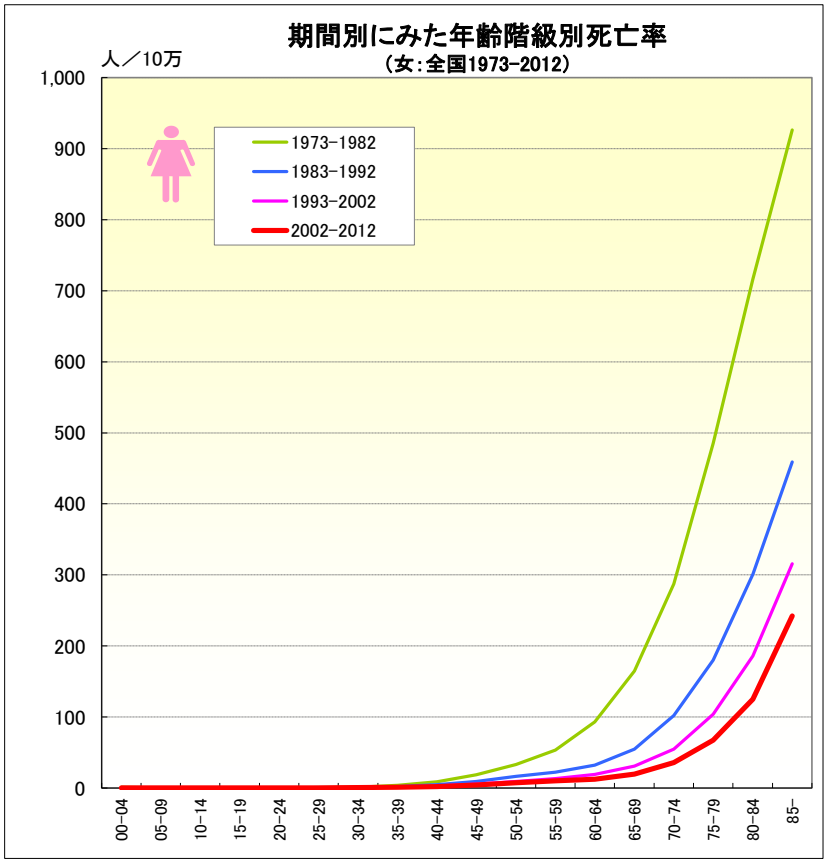

● 年齢階級別，性別*期間別死亡率（沖縄：1973-2012年）

		総数	00-04	05-09	10-14	15-19	20-24	25-29	30-34	35-39	40-44	45-49	50-54	55-59	60-64	65-69	70-74	75-79	80-84	85-
男	1973-1977	44.43	1.75	0.00	0.00	0.39	0.87	1.40	5.52	16.38	35.28	50.67	73.92	140.88	209.74	322.81	442.08	533.60	846.71	922.68
	1978-1982	33.69	0.37	0.35	0.37	0.00	0.98	0.80	2.26	12.55	24.52	45.45	58.49	90.19	109.99	193.26	256.88	474.72	562.60	659.52
	1973-1982	38.88	1.09	0.18	0.18	0.20	0.92	1.08	3.64	14.51	29.80	47.73	64.92	113.22	156.89	253.47	341.45	501.68	694.55	768.32
	1983-1987	22.44	0.39	0.00	0.00	0.00	0.51	1.23	3.06	4.47	18.33	28.99	46.82	52.12	57.80	106.55	150.97	229.58	265.39	503.18
	1988-1992	20.99	0.00	0.00	0.37	0.76	0.00	1.43	2.55	7.01	15.57	25.46	46.57	58.17	58.04	79.37	72.69	179.88	212.36	243.88
	1983-1992	21.71	0.20	0.00	0.18	0.39	0.25	1.32	2.82	5.83	16.80	27.26	46.69	55.52	57.94	91.68	108.93	202.49	235.69	357.13
	1993-1997	22.37	0.00	0.00	0.78	0.79	1.30	0.47	5.96	5.05	15.73	23.81	32.87	49.13	61.71	70.18	88.10	157.16	204.10	256.09
	1998-2002	23.48	0.00	0.00	0.41	0.41	0.00	0.42	1.80	5.82	15.58	24.64	31.29	41.02	56.95	67.23	85.08	132.28	182.87	274.78
	1993-2002	22.93	0.00	0.00	0.60	0.60	0.67	0.44	3.86	5.42	15.66	24.26	31.98	45.12	59.23	68.51	86.35	143.42	192.59	266.60
	2003-2007	25.96	0.00	0.00	0.00	0.44	0.00	0.88	2.01	7.42	11.57	17.80	34.51	41.43	47.14	66.29	85.49	135.09	190.29	285.72
	2008-2012	27.44	0.00	0.00	0.00	0.47	0.53	0.00	1.28	4.95	10.54	18.87	28.72	41.97	47.25	58.15	93.56	108.74	172.37	268.41
	2003-2012	26.71	0.00	0.00	0.00	0.45	0.25	0.46	1.66	6.10	11.05	18.32	31.71	41.73	47.20	62.35	89.75	120.00	179.79	276.27
女	1973-1977	45.15	0.73	0.00	0.37	0.00	0.92	1.00	1.24	7.22	15.22	28.66	48.09	69.18	116.06	180.08	320.16	455.97	692.42	690.75
	1978-1982	30.66	0.78	0.36	0.00	0.00	0.50	0.85	1.45	4.13	12.01	20.87	29.73	39.43	61.51	91.99	143.92	284.66	404.19	559.24
	1973-1982	37.69	0.76	0.19	0.19	0.00	0.72	0.92	1.36	5.72	13.57	24.51	38.03	53.15	86.87	133.12	226.02	360.78	535.70	615.23
	1983-1987	22.27	1.23	0.00	0.00	0.00	0.00	0.44	2.47	2.42	5.37	15.57	26.72	27.97	27.81	42.63	118.24	191.13	215.51	363.43
	1988-1992	17.58	0.44	0.00	0.38	1.17	0.00	0.00	1.74	2.48	2.94	6.65	21.55	20.71	29.85	29.37	58.68	82.67	192.18	281.24
	1983-1992	19.87	0.85	0.00	0.19	0.61	0.00	0.23	2.12	2.45	4.03	11.22	24.05	24.10	28.92	35.48	86.29	132.75	202.77	316.14
	1993-1997	18.08	0.48	0.00	0.00	0.41	0.00	0.00	0.45	3.03	4.19	11.90	18.92	22.35	25.47	19.36	53.68	97.33	161.14	230.25
	1998-2002	16.61	0.00	0.00	0.00	0.00	0.92	0.82	0.88	1.79	2.17	5.06	10.04	15.43	20.13	24.67	33.93	68.77	110.57	242.56
	1993-2002	17.33	0.24	0.00	0.00	0.21	0.45	0.43	0.67	2.42	3.20	8.21	14.05	18.97	22.70	22.20	42.91	81.89	133.83	237.14
	2003-2007	18.20	0.00	0.00	0.47	0.00	0.00	0.00	0.79	3.01	3.14	8.72	10.21	10.56	22.95	19.95	47.90	70.14	105.00	204.91
	2008-2012	17.31	0.00	0.00	0.00	0.49	0.00	0.00	0.84	0.38	2.17	6.36	11.89	7.44	13.06	17.85	23.81	48.96	90.60	216.41
	2003-2012	17.75	0.00	0.00	0.24	0.24	0.00	0.00	0.81	1.62	2.65	7.56	11.04	8.85	17.49	18.95	35.25	58.75	97.05	211.14

● 年齢階級別，性別*期間別死亡率（全国：1973-2011年）

		総数	00-04	05-09	10-14	15-19	20-24	25-29	30-34	35-39	40-44	45-49	50-54	55-59	60-64	65-69	70-74	75-79	80-84	85-
男	1973-1977	64.54	1.26	0.24	0.19	0.36	0.68	1.39	4.59	12.85	30.89	51.30	76.25	128.58	217.84	353.55	554.21	815.11	1089.71	1250.63
	1978-1982	46.25	1.20	0.21	0.18	0.37	0.59	1.27	3.36	9.32	21.55	42.00	60.37	82.76	131.46	210.42	320.72	494.34	678.10	843.82
	1973-1982	55.17	1.23	0.22	0.18	0.36	0.64	1.33	3.93	11.03	26.15	46.40	67.18	103.25	174.35	278.23	428.84	638.66	852.41	1012.26
	1983-1987	33.30	0.80	0.18	0.20	0.35	0.47	1.02	2.28	6.12	14.21	26.92	45.73	59.83	78.94	119.06	187.64	287.62	429.63	600.17
	1988-1992	27.54	0.67	0.14	0.18	0.28	0.53	0.87	1.82	4.55	10.45	19.67	32.51	48.21	62.75	78.89	121.00	195.71	304.12	452.25
	1983-1992	30.39	0.74	0.16	0.19	0.32	0.51	0.94	2.07	5.39	12.19	23.17	39.01	53.70	69.68	96.73	153.62	237.94	359.63	514.05
	1993-1997	27.44	0.36	0.13	0.18	0.26	0.42	0.70	1.56	3.82	8.62	15.90	26.35	39.05	57.75	73.85	103.60	166.43	261.70	410.92
	1998-2002	27.70	0.19	0.08	0.12	0.20	0.32	0.62	1.53	3.59	7.57	14.85	23.53	33.14	46.15	67.49	93.01	141.30	227.66	358.45
	1993-2002	27.57	0.27	0.11	0.15	0.23	0.37	0.65	1.54	3.70	8.14	15.41	24.83	35.99	51.81	70.48	97.52	152.23	243.80	380.75
	2003-2007	29.32	0.08	0.11	0.14	0.17	0.37	0.58	1.42	3.51	7.18	13.89	22.52	31.51	43.11	58.21	86.42	128.28	196.82	324.40
	2008-2012	30.28	0.13	0.08	0.08	0.19	0.21	0.45	1.33	3.04	6.53	11.99	19.63	29.07	38.45	50.99	73.20	114.77	186.74	298.88
	2003-2012	29.80	0.10	0.10	0.11	0.18	0.30	0.52	1.37	3.27	6.84	12.93	21.18	30.37	40.59	54.45	79.56	121.02	190.99	309.87
女	1973-1977	53.00	1.03	0.18	0.18	0.19	0.42	0.64	1.36	3.89	10.13	20.73	38.89	67.58	118.12	209.96	369.59	617.96	909.84	1138.56
	1978-1982	38.97	0.79	0.21	0.19	0.21	0.37	0.73	1.22	3.47	7.67	16.45	27.72	41.89	70.20	125.98	219.33	378.01	573.27	769.12
	1973-1982	45.82	0.92	0.19	0.18	0.20	0.40	0.68	1.28	3.67	8.88	18.49	32.92	53.58	93.20	164.53	287.38	485.28	716.50	926.37
	1983-1987	28.86	0.68	0.17	0.21	0.24	0.43	0.61	0.97	2.36	5.50	11.02	19.90	26.46	39.69	69.38	127.64	224.28	368.59	543.86
	1988-1992	23.19	0.43	0.12	0.13	0.23	0.29	0.45	0.80	1.69	3.69	7.60	12.93	18.84	26.05	42.89	79.23	143.79	248.76	400.02
	1983-1992	25.99	0.56	0.15	0.17	0.24	0.35	0.53	0.89	2.05	4.53	9.25	16.36	22.47	32.37	54.88	102.23	179.87	300.61	458.88
	1993-1997	23.16	0.28	0.11	0.13	0.18	0.22	0.41	0.74	1.25	3.30	5.96	10.47	14.62	22.42	34.39	62.28	118.24	206.78	348.10
	1998-2002	22.51	0.08	0.11	0.14	0.17	0.17	0.27	0.56	1.09	2.33	5.02	8.56	11.82	16.32	27.63	48.12	92.13	167.97	293.09
	1993-2002	22.83	0.18	0.11	0.13	0.17	0.19	0.34	0.64	1.17	2.85	5.52	9.44	13.17	19.31	30.84	54.65	103.76	185.95	315.72
	2003-2007	22.89	0.11	0.08	0.09	0.10	0.21	0.30	0.50	1.13	2.01	4.69	7.72	10.81	13.36	21.67	40.11	74.34	136.61	258.35
	2008-2012	23.19	0.10	0.08	0.18	0.19	0.23	0.32	0.47	0.97	1.86	3.59	6.75	8.94	11.67	17.92	31.46	61.39	115.63	229.63
	2002-2012	23.04	0.11	0.08	0.13	0.14	0.22	0.31	0.48	1.05	1.93	4.14	7.27	9.93	12.46	19.73	35.65	67.48	125.12	242.04

脳出血

● 年齢階級別（0-64歳）にみた死亡率の推移（沖縄：1973-2012）

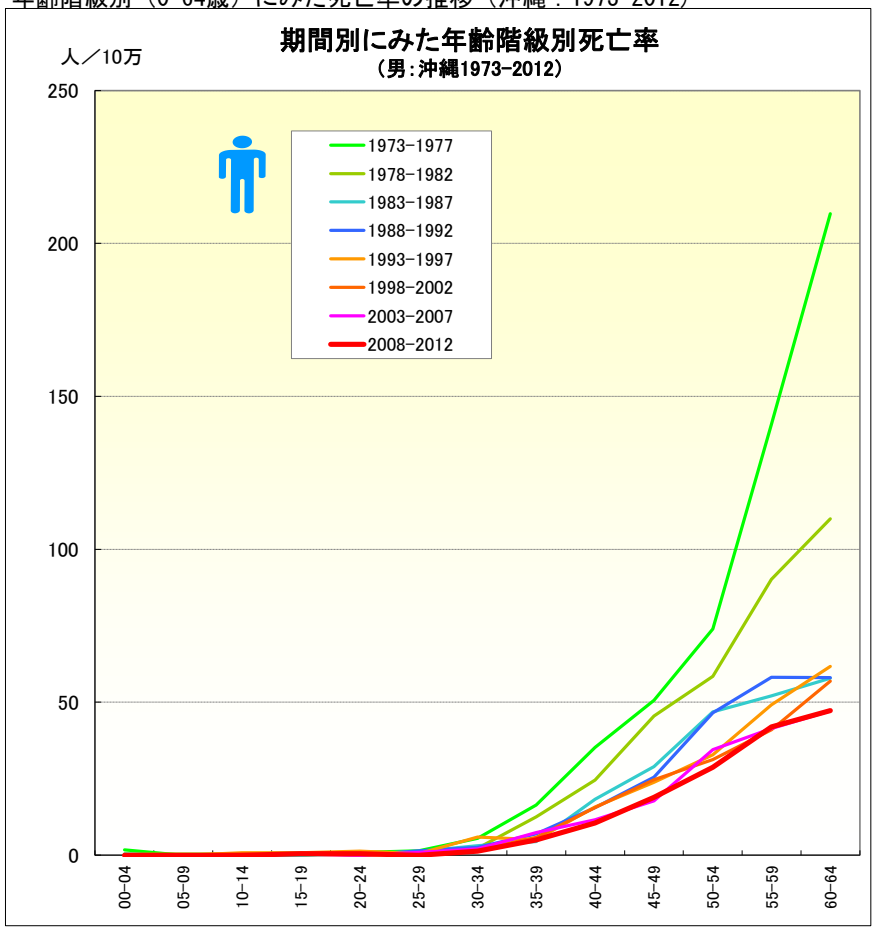

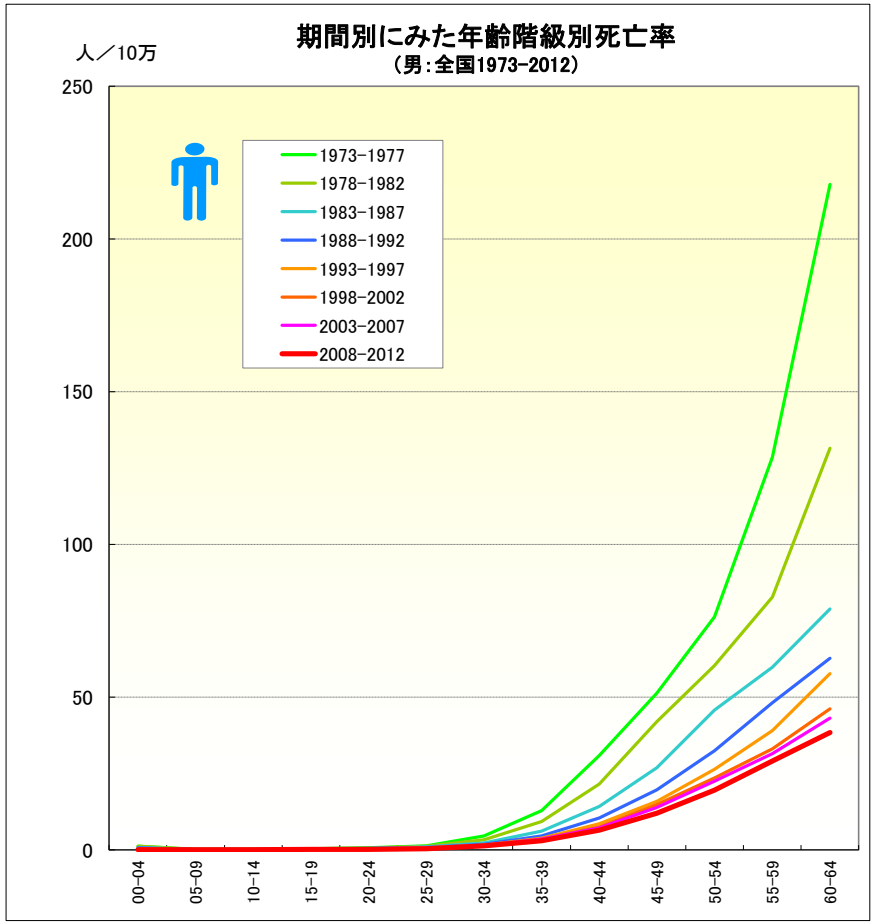

脳出血

● 年齢階級別（0-64歳）にみた死亡率の推移（沖縄：1973-2012）

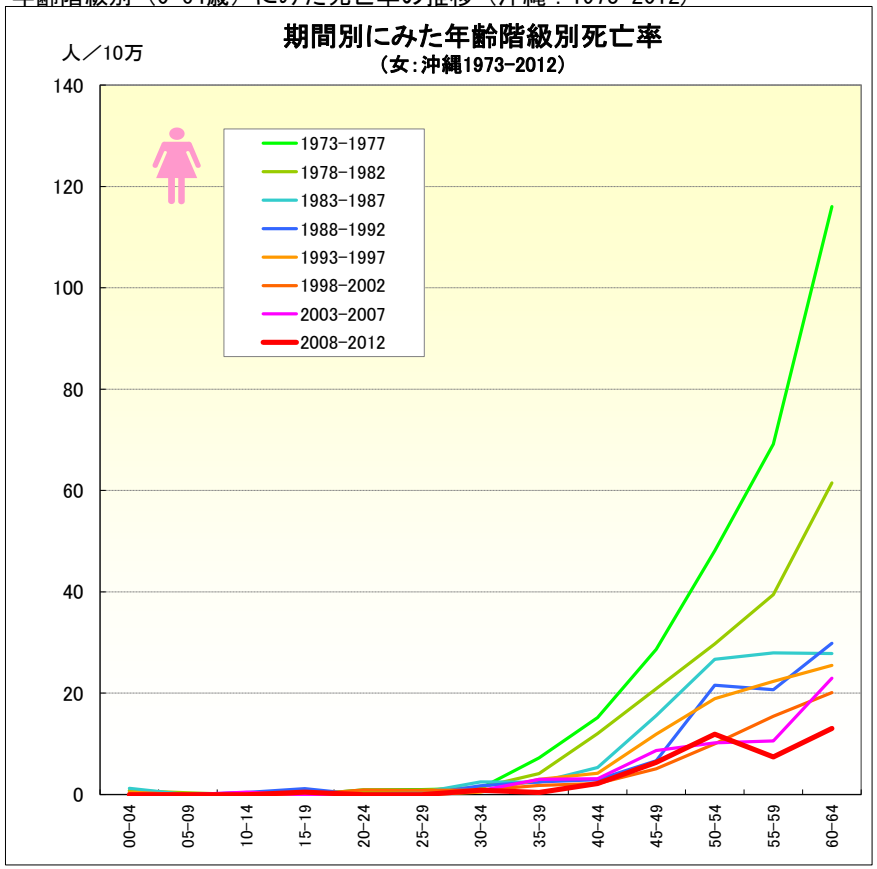

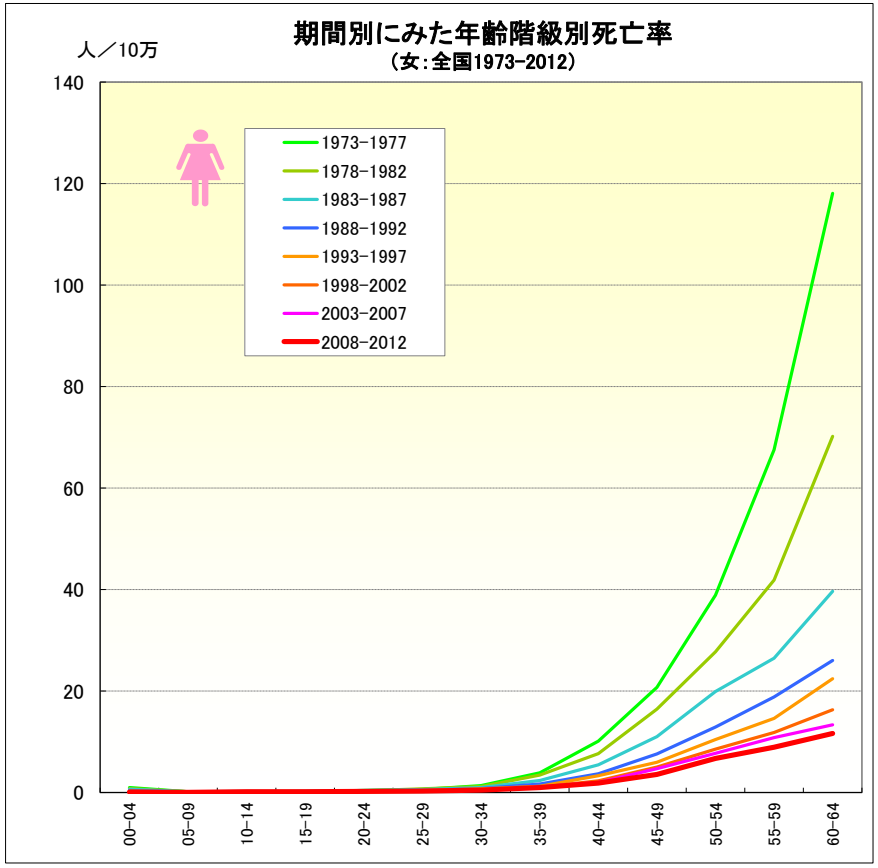

出生コホート別死亡率の推移（男）　－1973-2012－

● 脳出血

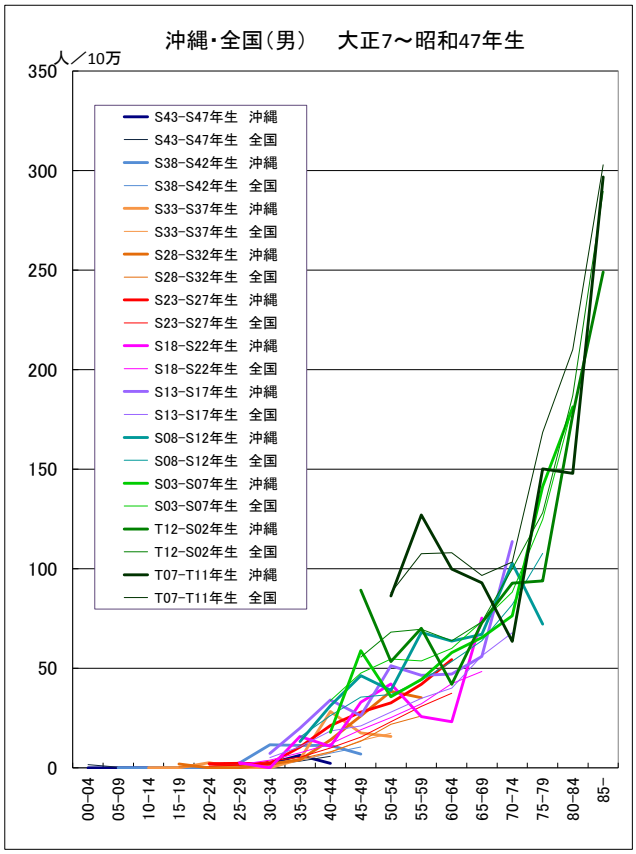

● 脳出血

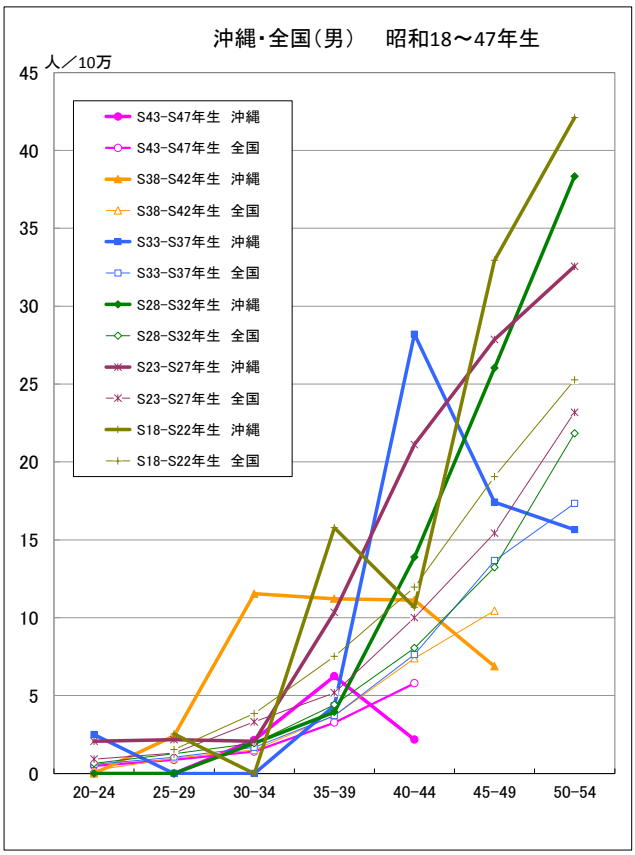

出生コホート別死亡率の推移（男）　－1973-2012－

● 脳出血

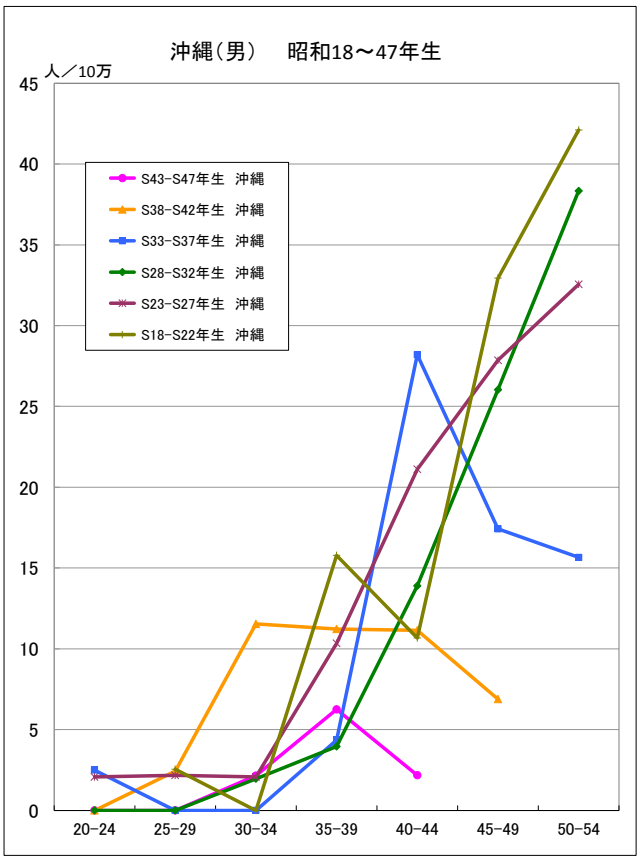

● 脳出血

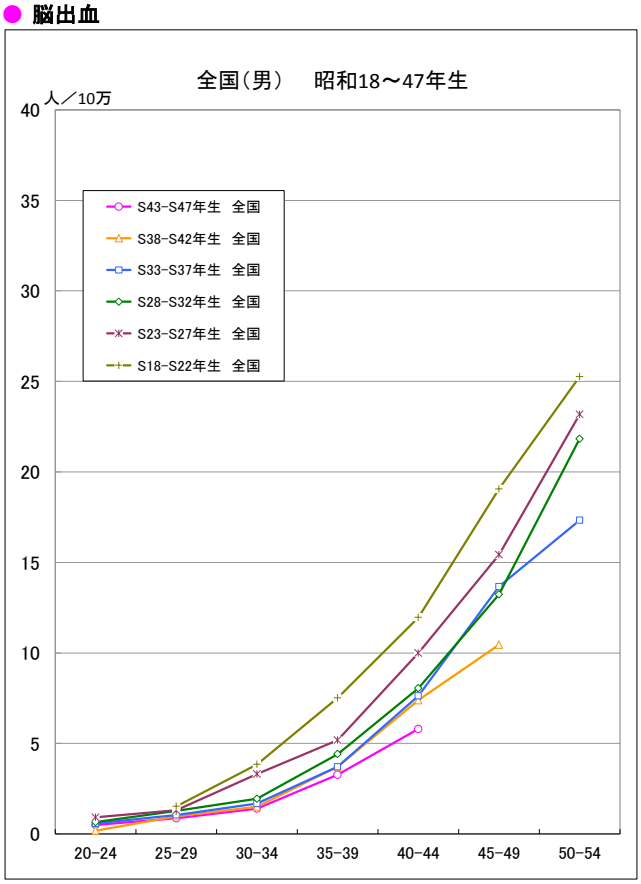

出生コホート別死亡率の推移（女）　－1973-2012－

● 脳出血

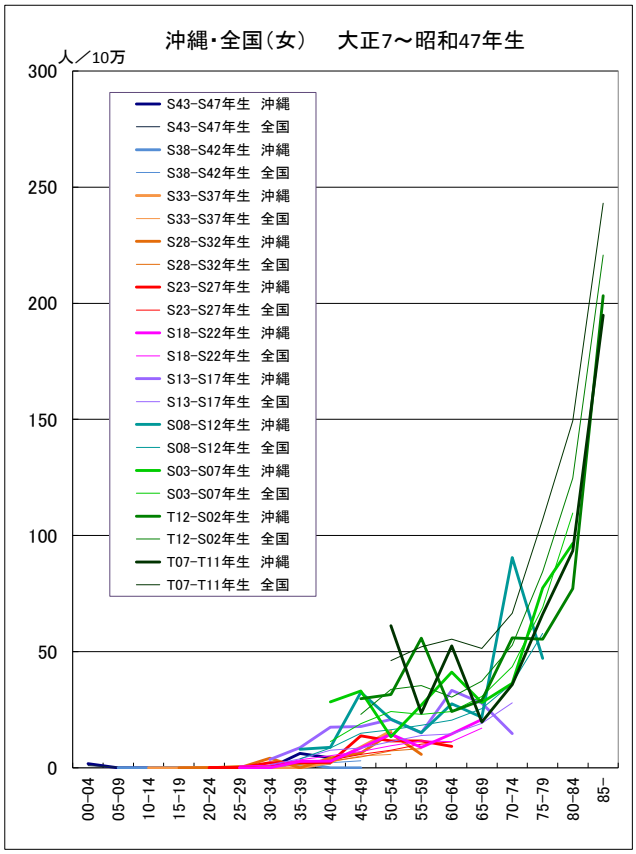

● 脳出血

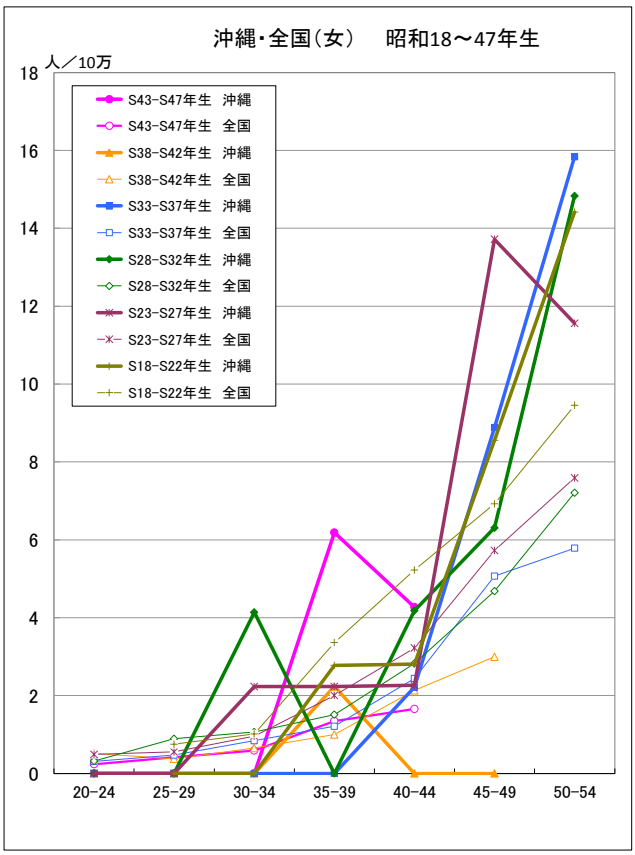

出生コホート別死亡率の推移（女）　－1973-2012－

● 脳出血

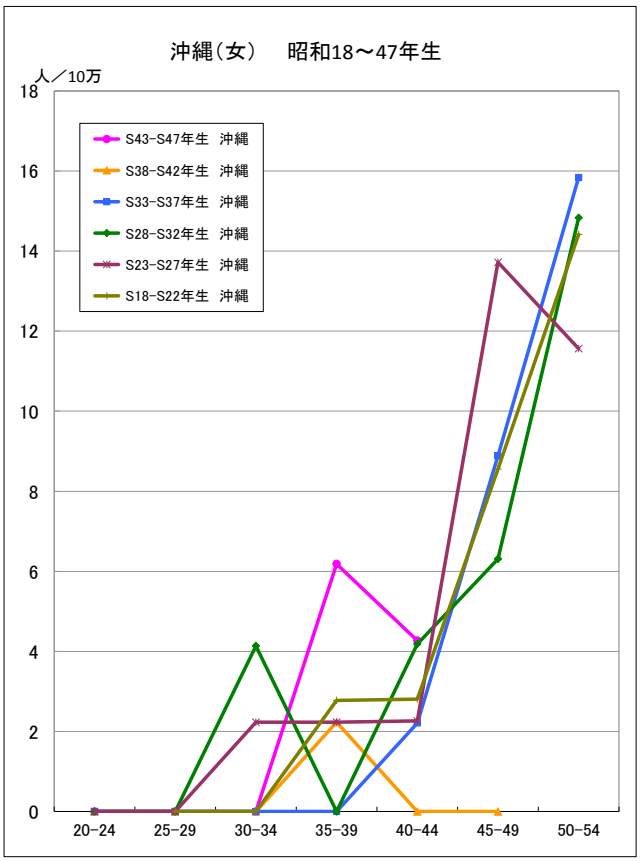

● 脳出血

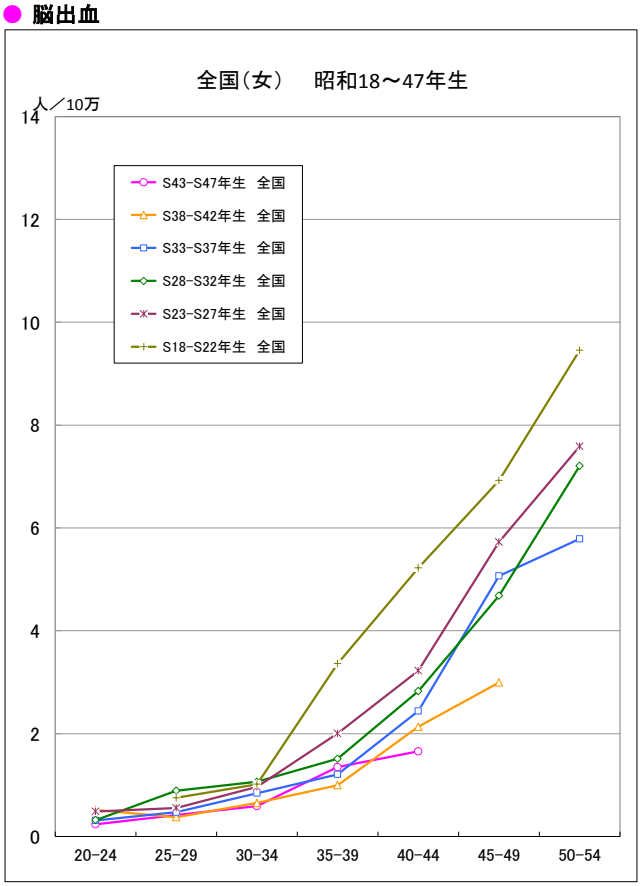

脳出血

● 期間（10年）別にみた年齢階級別死亡率比の推移（沖縄／全国：1973-2012）

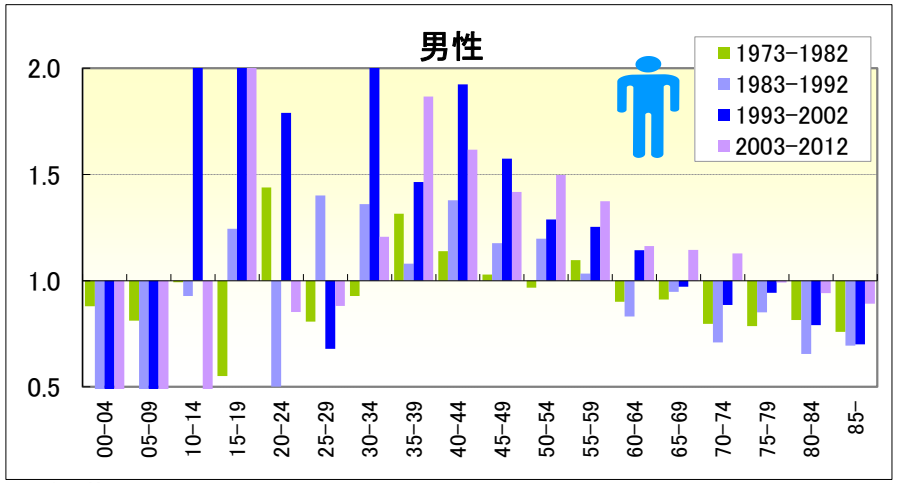

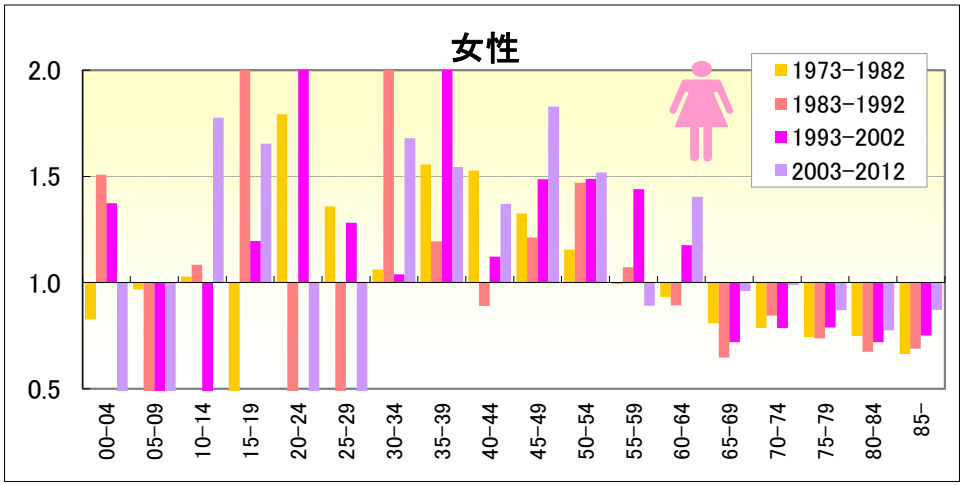

● 年齢階級別，性別*期間別死亡率比（沖縄：1973-2012年）

		総数	00-04	05-09	10-14	15-19	20-24	25-29	30-34	35-39	40-44	45-49	50-54	55-59	60-64	65-69	70-74	75-79	80-84	85-
男	1973-1977	0.69	1.38	0.00	0.00	1.09	1.27	1.01	1.20	1.27	1.14	0.99	0.97	1.10	0.96	0.91	0.80	0.65	0.78	0.74
	1978-1982	0.73	0.31	1.68	2.03	0.00	1.66	0.63	0.67	1.35	1.14	1.08	0.97	1.09	0.84	0.92	0.80	0.96	0.83	0.78
	1973-1982	0.70	0.88	0.81	0.99	0.55	1.44	0.81	0.93	1.32	1.14	1.03	0.97	1.10	0.90	0.91	0.80	0.79	0.81	0.76
	1983-1987	0.67	0.49	0.00	0.00	0.00	1.07	1.21	1.34	0.73	1.29	1.08	1.02	0.87	0.73	0.89	0.80	0.80	0.62	0.84
	1988-1992	0.76	0.00	0.00	2.02	2.70	0.00	1.64	1.40	1.54	1.49	1.29	1.43	1.21	0.92	1.01	0.60	0.92	0.70	0.54
	1983-1992	0.71	0.27	0.00	0.93	1.24	0.50	1.40	1.36	1.08	1.38	1.18	1.20	1.03	0.83	0.95	0.71	0.85	0.66	0.69
	1993-1997	0.82	0.00	0.00	4.25	3.08	3.10	0.68	3.81	1.32	1.82	1.50	1.25	1.26	1.07	0.95	0.85	0.94	0.78	0.62
	1998-2002	0.85	0.00	0.00	3.46	2.05	0.00	0.68	1.18	1.62	2.06	1.66	1.33	1.24	1.23	1.00	0.91	0.94	0.80	0.77
	1993-2002	0.83	0.00	0.00	3.92	2.62	1.79	0.68	2.50	1.46	1.92	1.57	1.29	1.25	1.14	0.97	0.89	0.94	0.79	0.70
	2003-2007	0.89	0.00	0.00	0.00	2.61	0.00	1.51	1.42	2.11	1.61	1.28	1.53	1.31	1.09	1.14	0.99	1.05	0.97	0.88
	2008-2012	0.91	0.00	0.00	0.00	2.50	2.54	0.00	0.97	1.63	1.61	1.57	1.46	1.44	1.23	1.14	1.28	0.95	0.92	0.90
	2003-2012	0.90	0.00	0.00	0.00	2.55	0.85	0.88	1.21	1.87	1.62	1.42	1.50	1.37	1.16	1.14	1.13	0.99	0.94	0.89
女	1973-1977	0.85	0.71	0.00	2.13	0.00	2.16	1.57	0.92	1.85	1.50	1.38	1.24	1.02	0.98	0.86	0.87	0.74	0.76	0.61
	1978-1982	0.79	1.00	1.77	0.00	0.00	1.34	1.18	1.19	1.19	1.57	1.27	1.07	0.94	0.88	0.73	0.66	0.75	0.71	0.73
	1973-1982	0.82	0.83	0.97	1.03	0.00	1.79	1.36	1.06	1.56	1.53	1.33	1.16	0.99	0.93	0.81	0.79	0.74	0.75	0.66
	1983-1987	0.77	1.80	0.00	0.00	0.00	0.00	0.72	2.56	1.02	0.98	1.41	1.34	1.06	0.70	0.61	0.93	0.85	0.58	0.67
	1988-1992	0.76	1.03	0.00	2.96	5.01	0.00	0.00	2.18	1.46	0.80	0.88	1.67	1.10	1.15	0.68	0.74	0.57	0.77	0.70
	1983-1992	0.76	1.51	0.00	1.08	2.54	0.00	0.43	2.38	1.19	0.89	1.21	1.47	1.07	0.89	0.65	0.84	0.74	0.67	0.69
	1993-1997	0.78	1.73	0.00	0.00	2.29	0.00	0.00	0.61	2.43	1.27	2.00	1.81	1.53	1.14	0.56	0.86	0.82	0.78	0.66
	1998-2002	0.74	0.00	0.00	0.00	0.00	5.40	3.06	1.57	1.65	0.93	1.01	1.17	1.31	1.23	0.89	0.71	0.75	0.66	0.83
	1993-2002	0.76	1.37	0.00	0.00	1.20	2.29	1.28	1.04	2.08	1.12	1.49	1.49	1.44	1.18	0.72	0.79	0.79	0.72	0.75
	2003-2007	0.80	0.00	0.00	5.26	0.00	0.00	0.00	1.58	2.67	1.56	1.86	1.32	0.98	1.72	0.92	1.19	0.94	0.77	0.79
	2008-2012	0.75	0.00	0.00	0.00	2.59	0.00	0.00	1.80	0.39	1.17	1.77	1.76	0.83	1.12	1.00	0.76	0.80	0.78	0.94
	2003-2012	0.77	0.00	0.00	1.78	1.65	0.00	0.00	1.68	1.54	1.37	1.83	1.52	0.89	1.40	0.96	0.99	0.87	0.78	0.87

脳出血

● 期間別にみた年齢階級別死亡率（沖縄、全国：1973-1982）

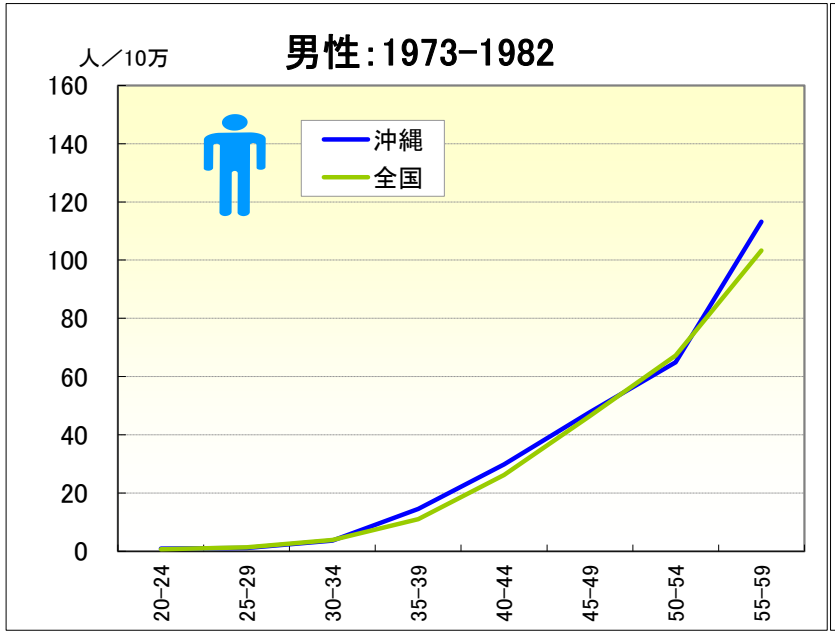

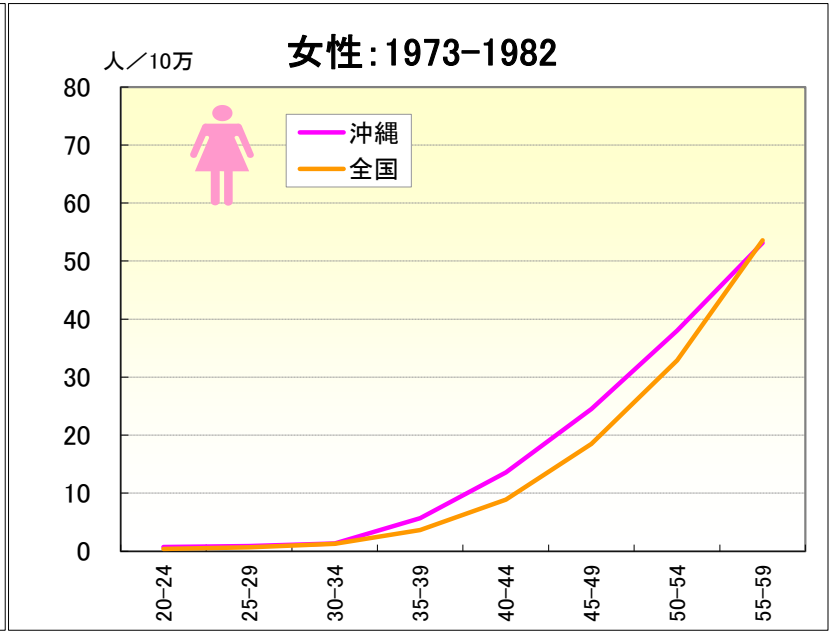

● 期間別にみた年齢階級別死亡率比（沖縄／全国：1973-1982）

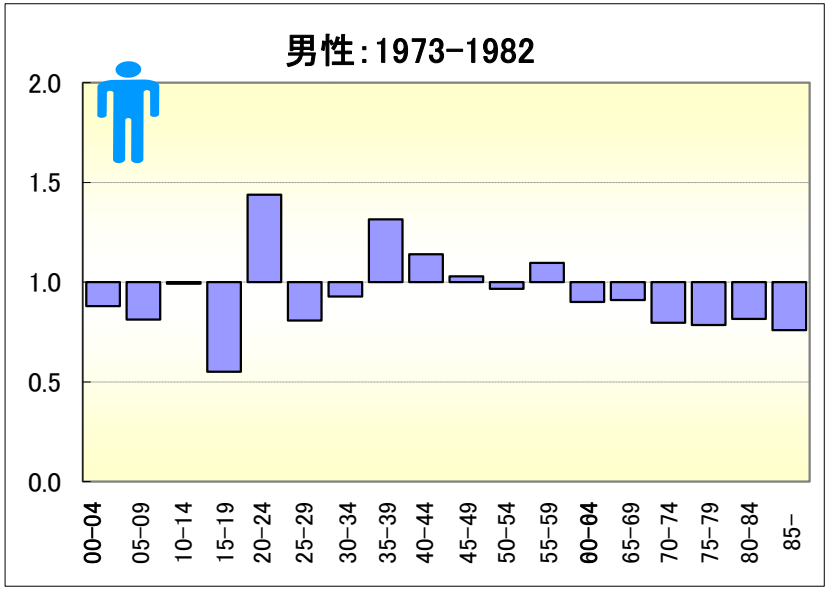

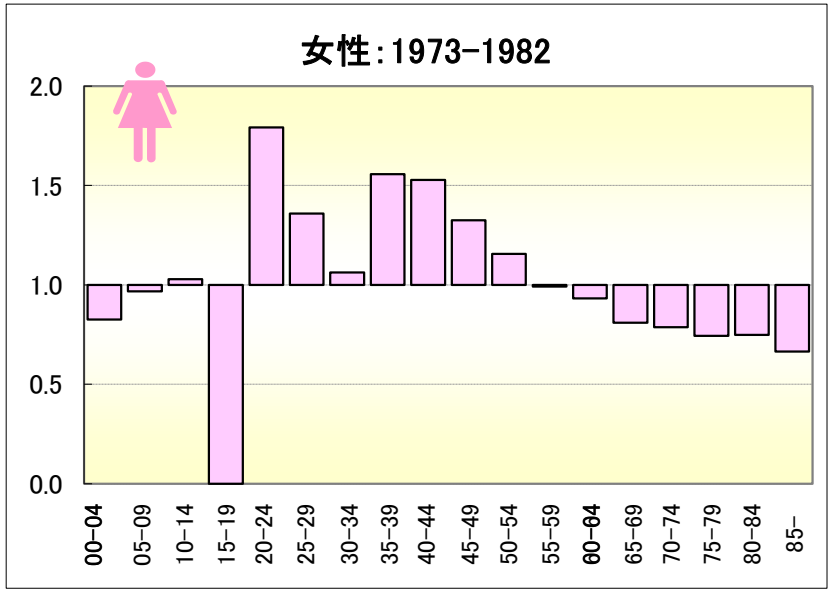

脳出血

● 期間別にみた年齢階級別死亡率（沖縄、全国：1983-1992）

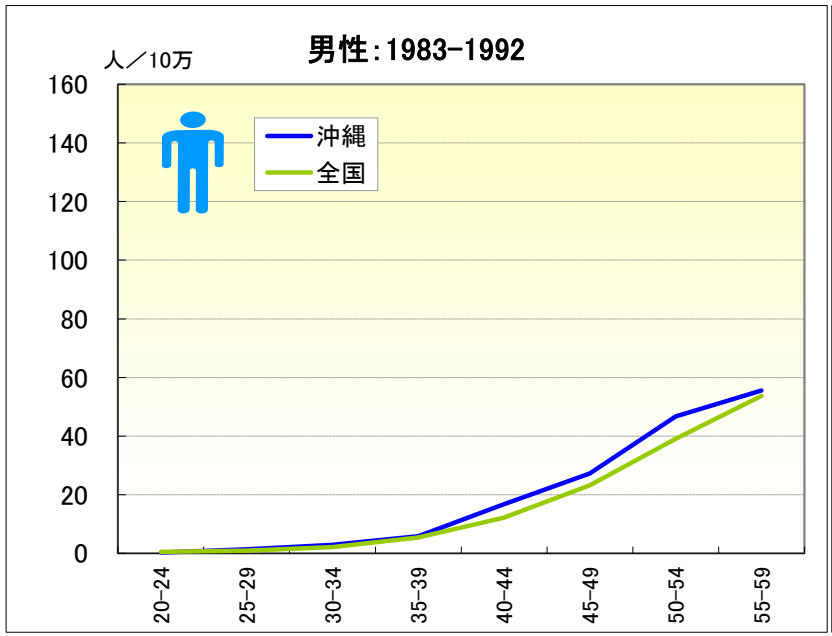

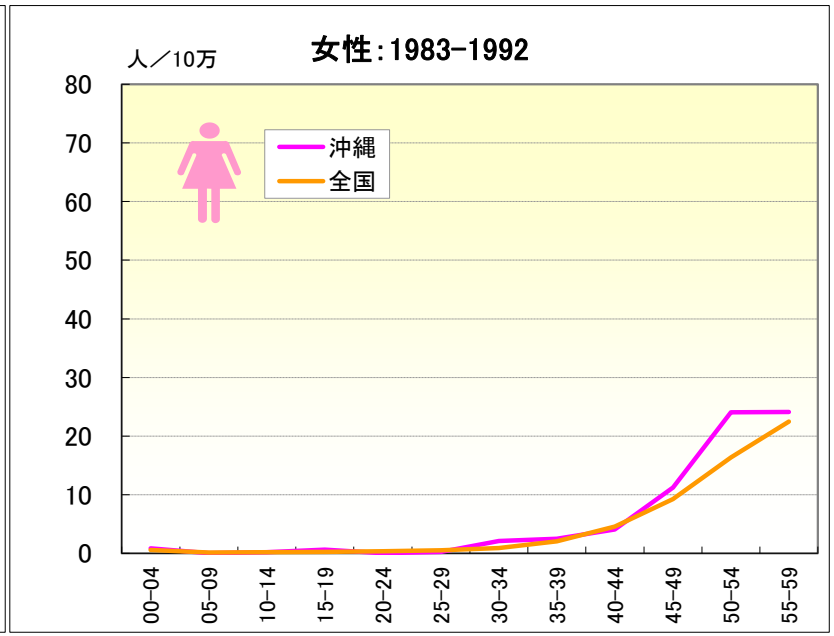

● 期間別にみた年齢階級別死亡率比（沖縄／全国：1983-1992）

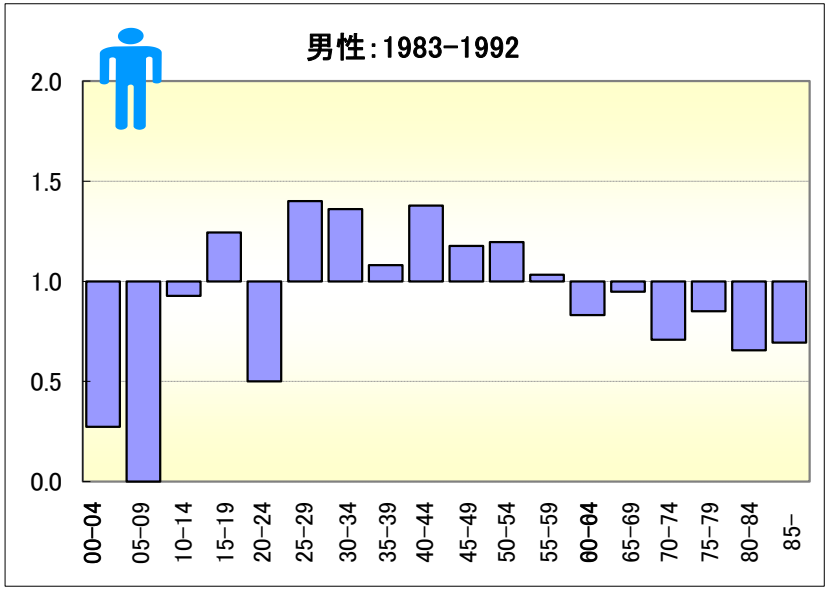

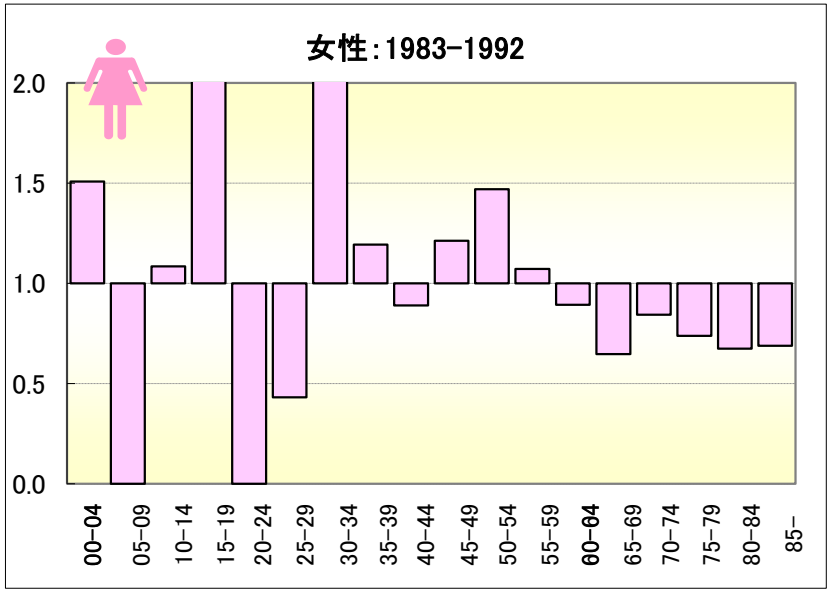

脳出血

● 期間別にみた年齢階級別死亡率（沖縄、全国：1993-2002）

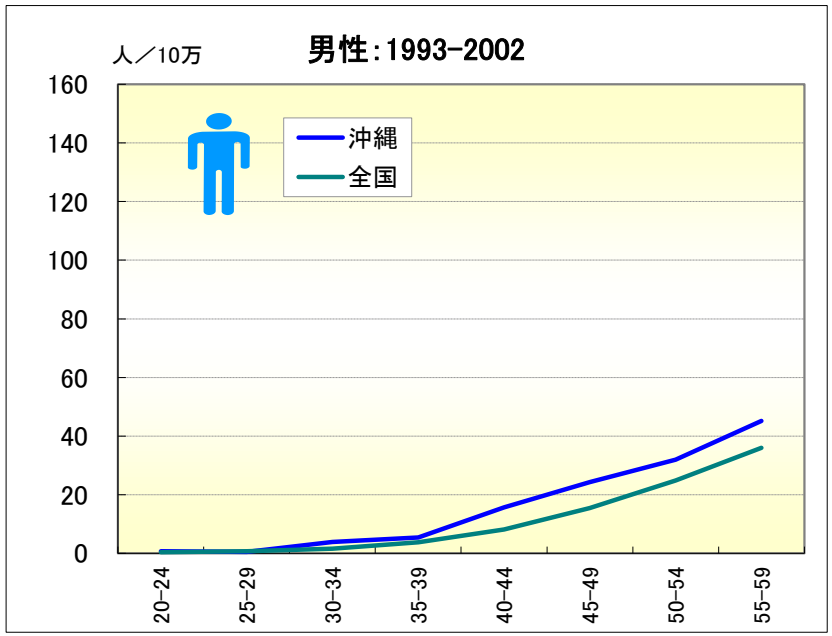

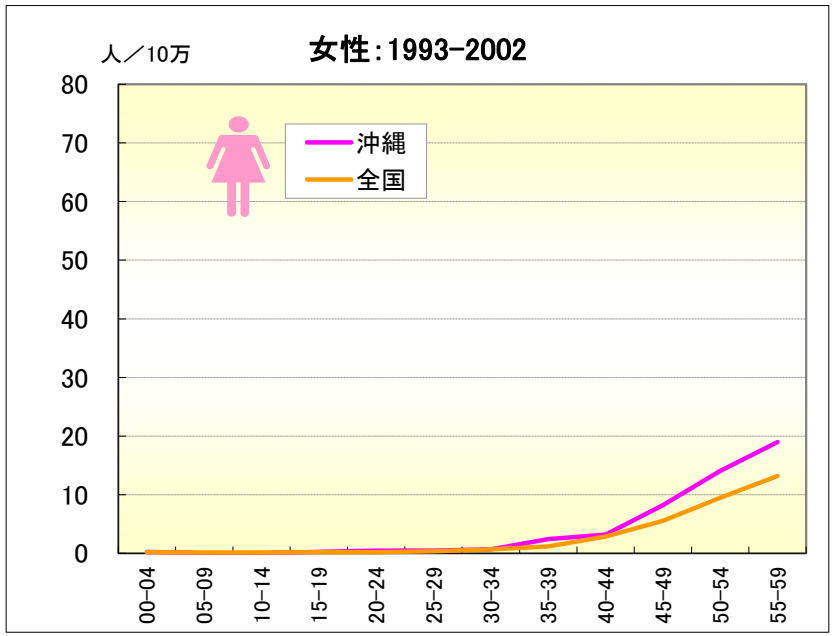

● 期間別にみた年齢階級別死亡率比（沖縄／全国：1993-2002）

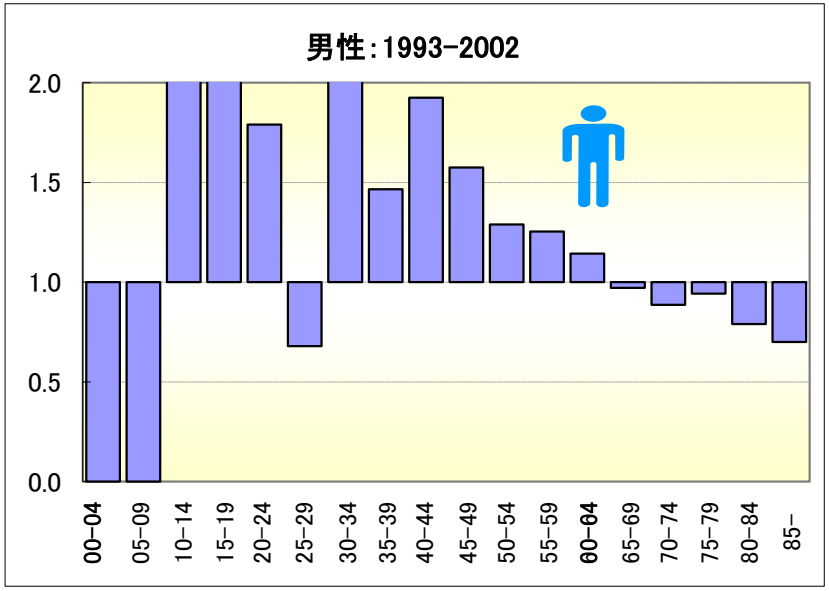

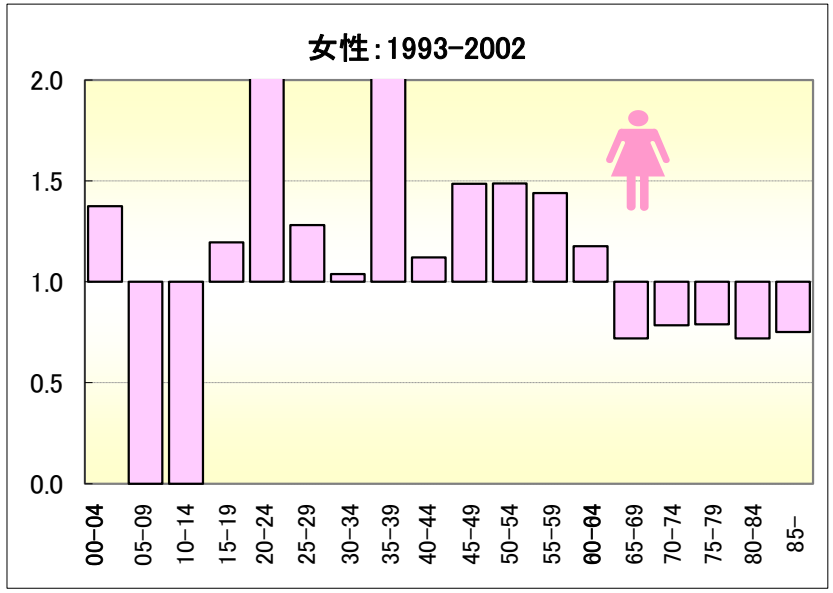

脳出血

● 期間別にみた年齢階級別死亡率（沖縄、全国：2003-2012）

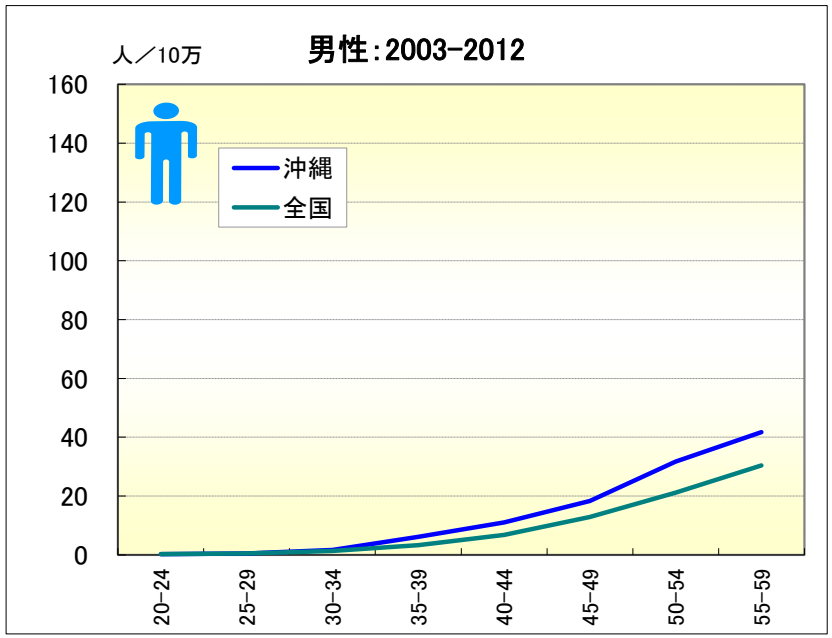

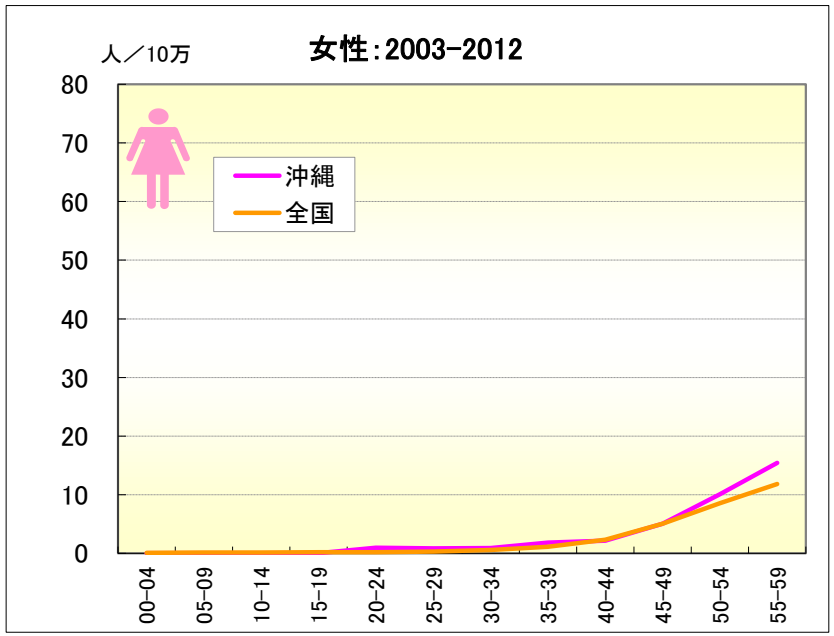

● 期間別にみた年齢階級別死亡率比（沖縄／全国：2003-2012）

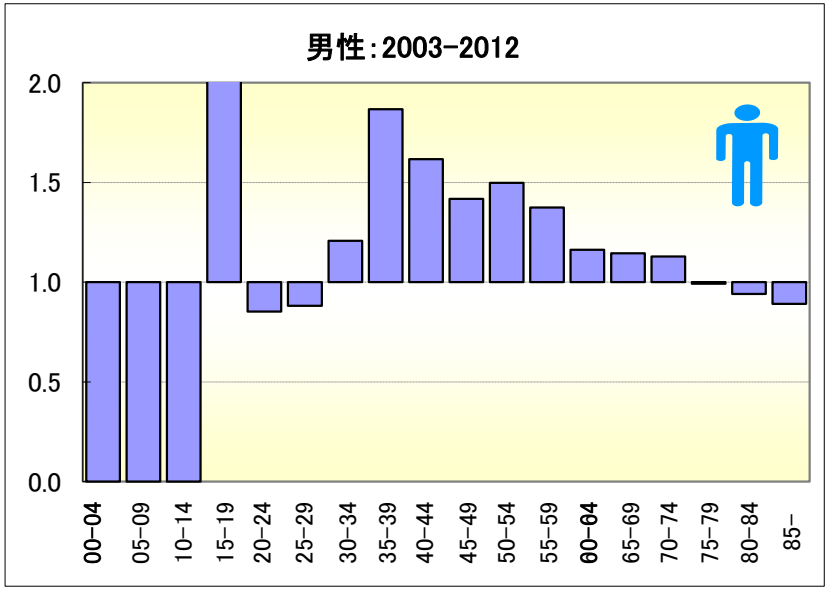

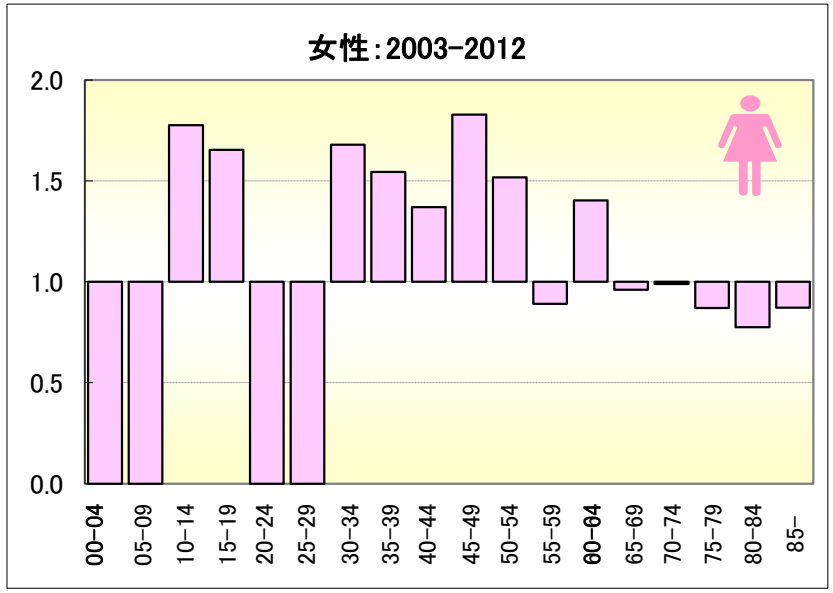

脳出血

● 期間（5年）別にみた年齢階級別死亡率比の推移（沖縄／全国：1973-2012）

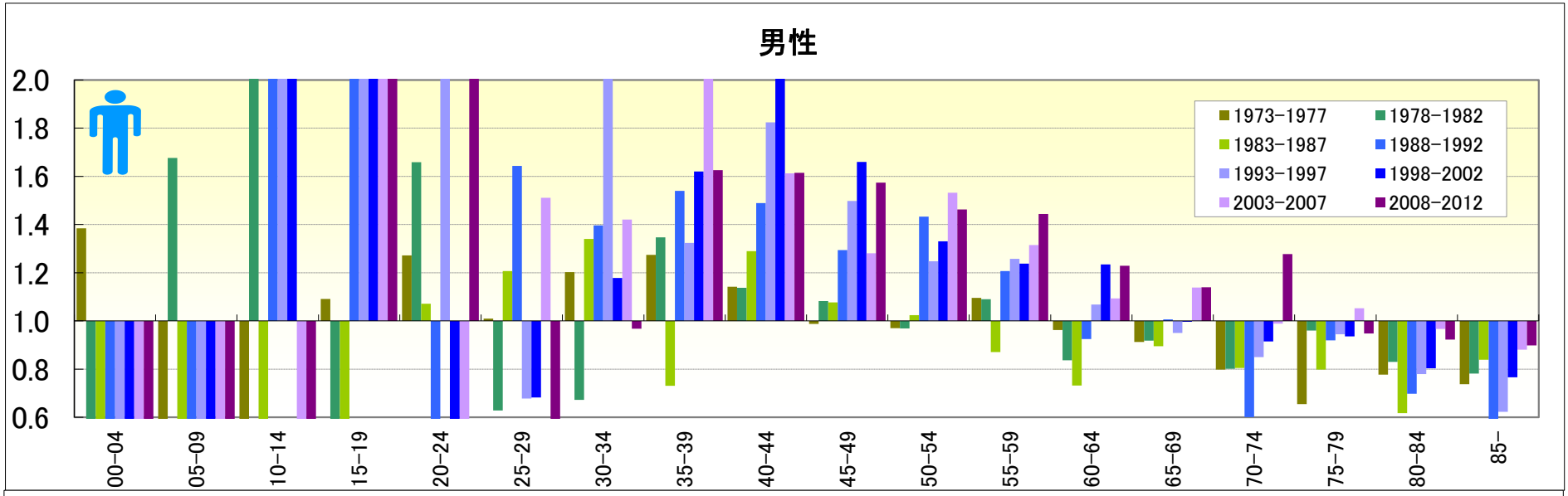

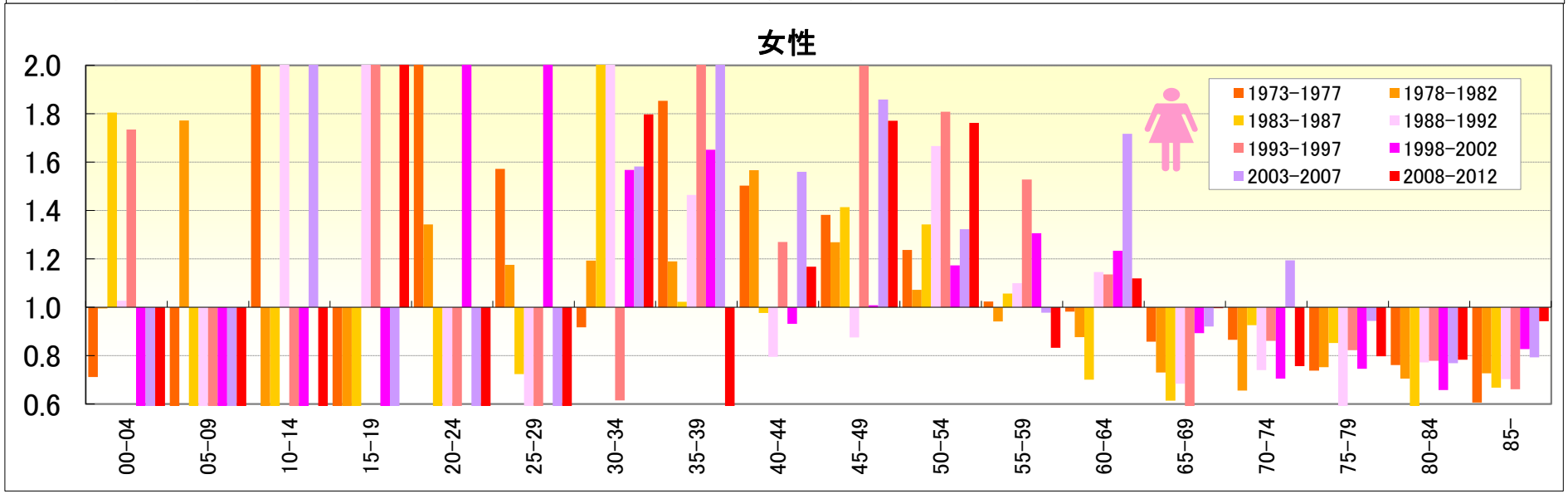

脳出血

● 期間（5年）別にみた年齢階級別死亡率の推移（沖縄・全国：1973-2012）

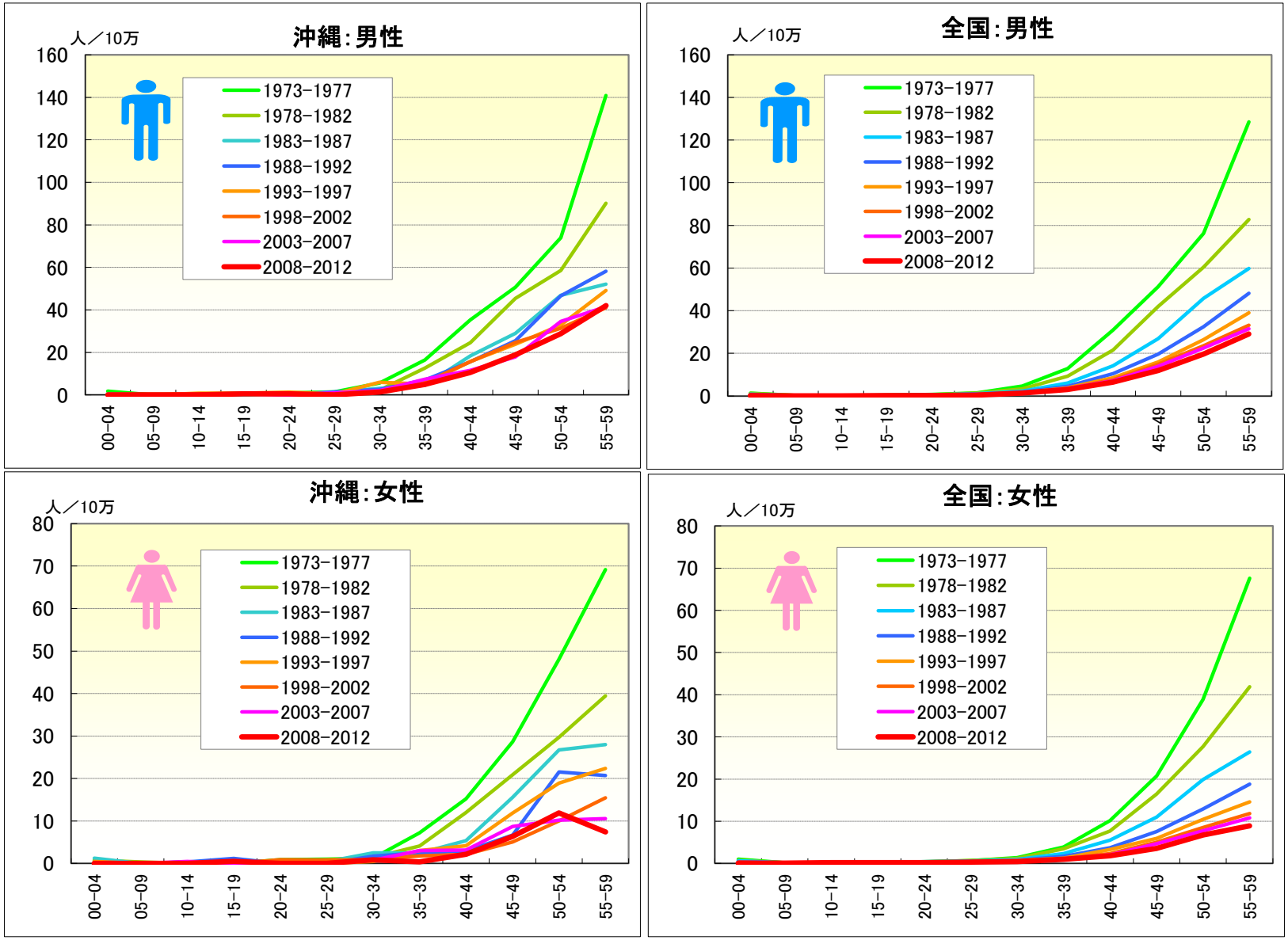

脳出血

● 期間（10年）別にみた年齢階級別死亡率および年齢階級別死亡率比の推移（沖縄・全国：男1973-2012）

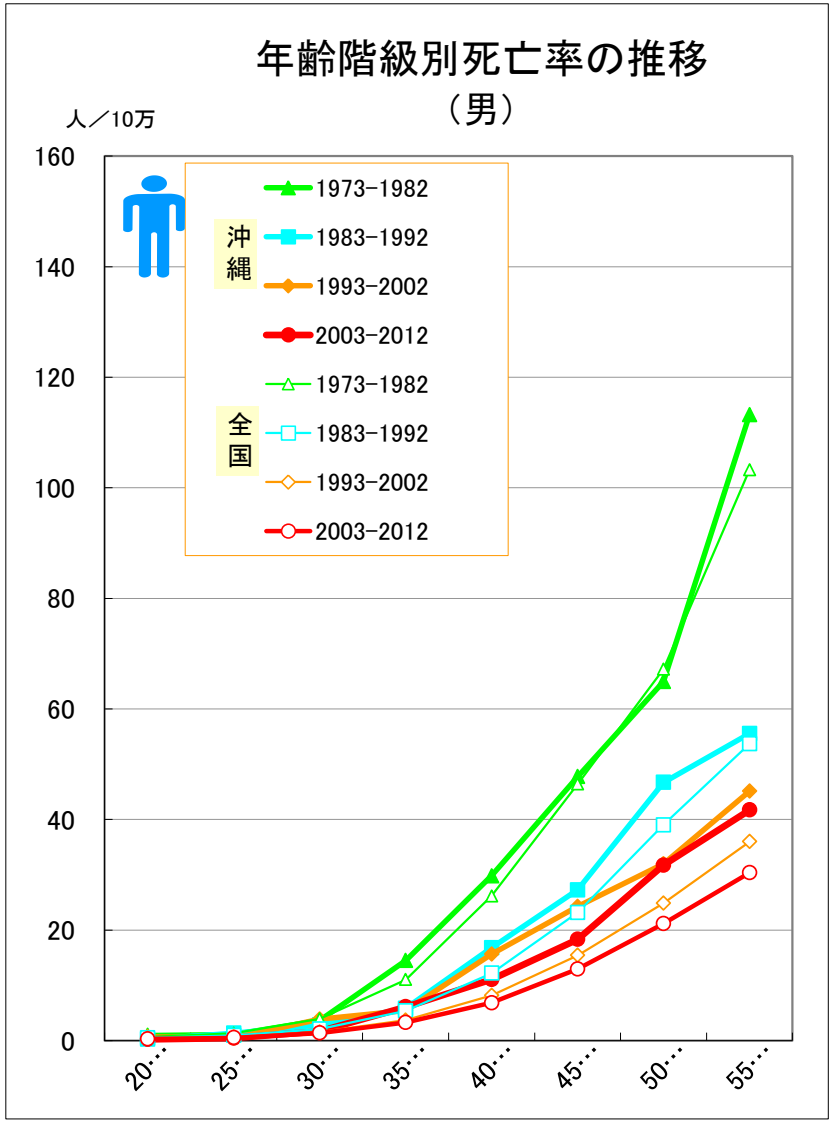

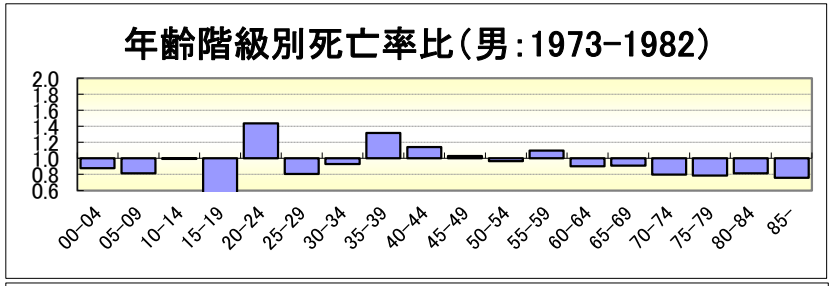

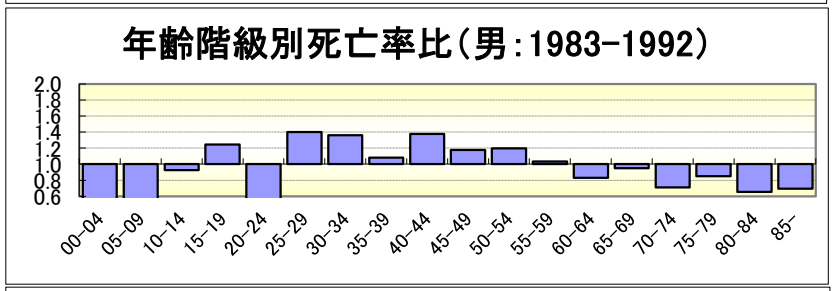

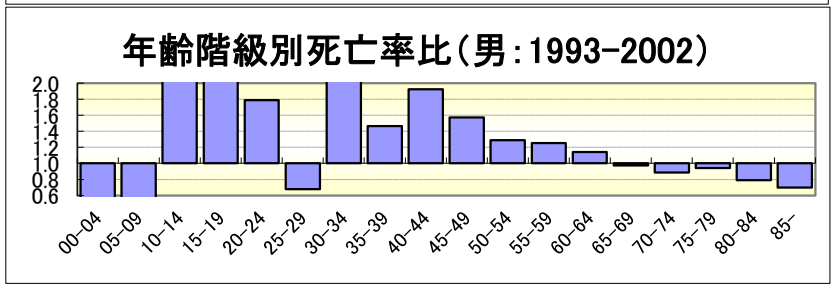

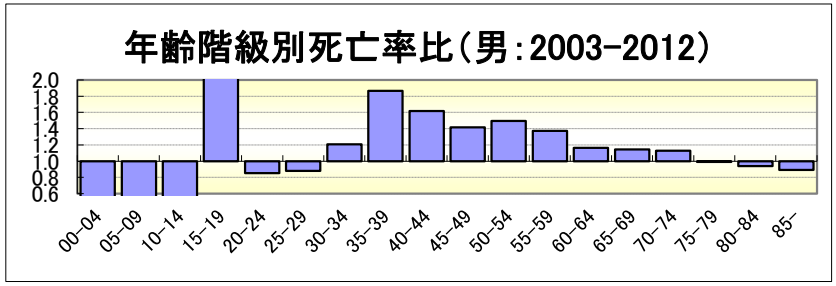

脳出血

● 期間（10年）別にみた年齢階級別死亡率および年齢階級別死亡率比の推移（沖縄・全国：女1973-2012）

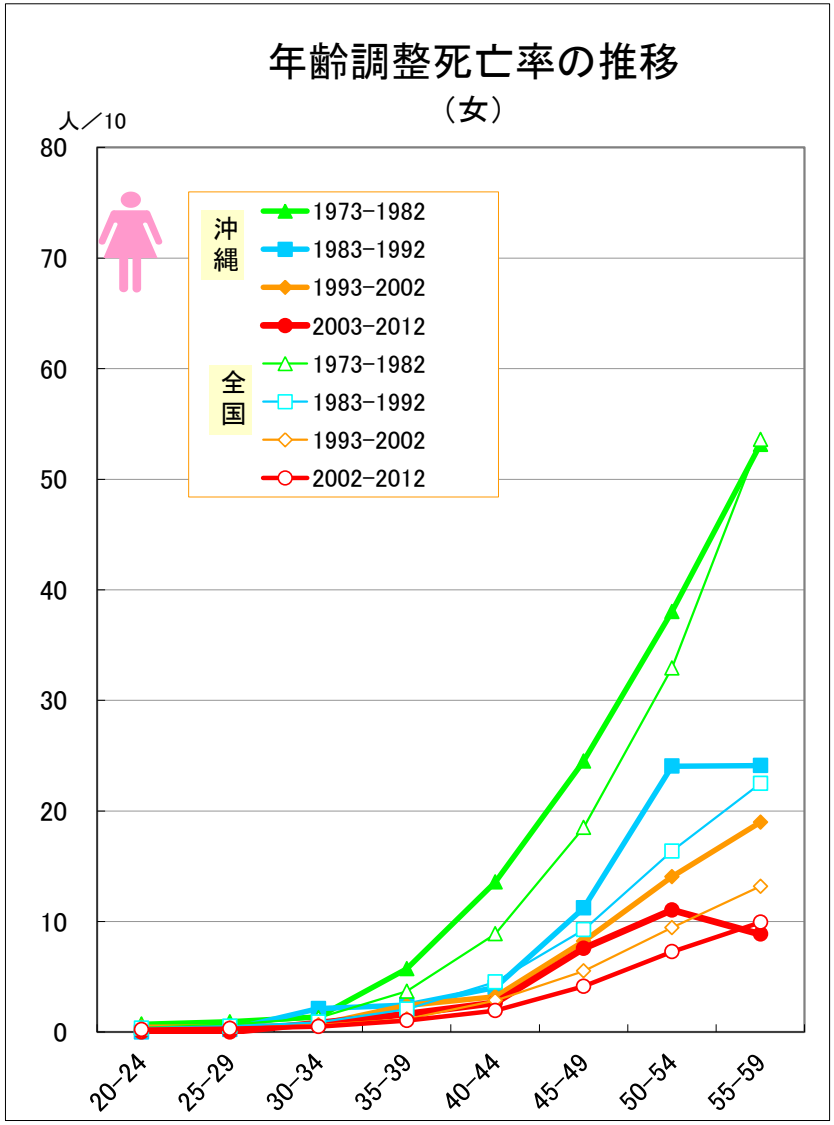

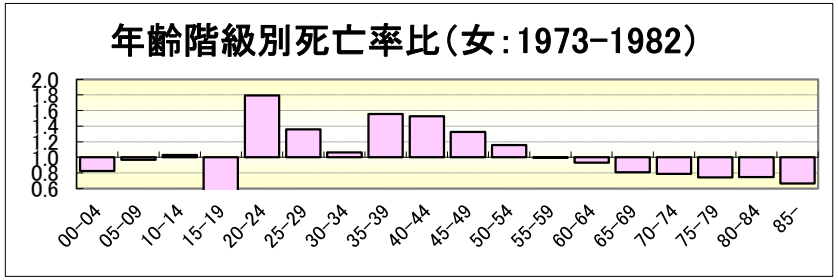

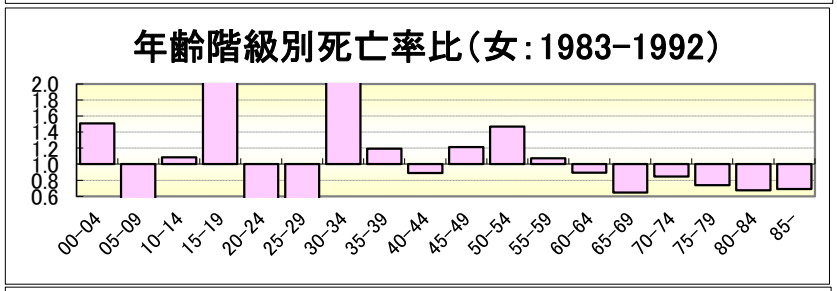

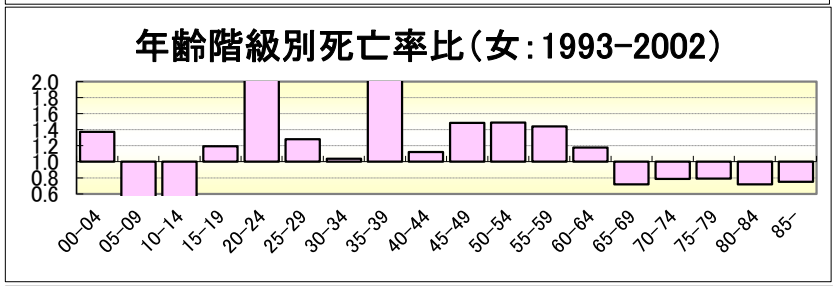

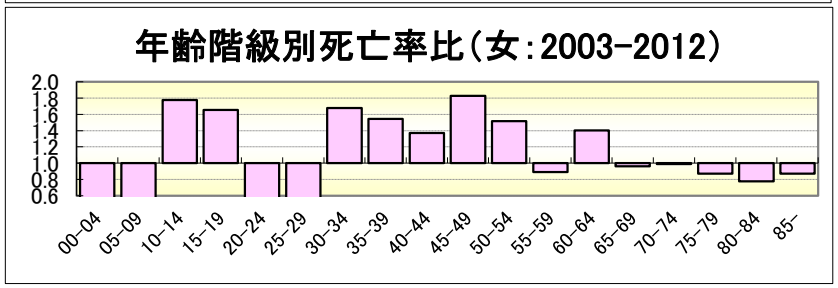

― 脳出血―

		粗死亡率		年齢調整死亡率		0-19		20-39		40-64		65-74		75歳以上		20-64歳		65歳未満		75歳未満		65歳以上	
		沖縄	全国	沖縄	全国	沖縄	全国	沖縄	全国	沖縄	全国	沖縄	全国	沖縄	全国	沖縄	全国	沖縄	全国	沖縄	全国	沖縄	全国
男	1973	50.81	74.99	99.61	116.93	0.49	0.64	6.31	5.82	110.39	105.35	472.61	535.36	818.39	1203.96	59.47	56.65	41.02	39.14	70.83	73.40	599.52	780.75
	1974	40.15	69.44	76.33	106.28		0.41	7.83	5.57	82.98	95.97	353.76	493.28	634.22	1080.16	46.21	51.74	31.76	35.69	54.00	67.29	456.69	708.67
	1975	50.26	63.87	92.79	95.70	1.27	0.48	2.75	4.75	100.07	88.21	417.33	432.88	843.09	978.55	52.45	47.37	36.45	32.71	62.75	60.35	573.59	633.15
	1976	42.80	59.68	77.50	87.42		0.49	8.59	4.59	84.35	81.64	314.35	403.04	715.37	869.80	47.28	43.94	32.50	30.35	51.96	56.09	461.53	574.35
	1977	38.42	55.37	66.86	78.97	0.87	0.50	5.63	4.15	78.56	76.04	326.41	351.65	482.21	788.14	42.88	40.86	29.74	28.24	50.23	50.58	383.59	511.85
	1978	37.36	51.31	65.59	71.27	0.44	0.50	5.43	4.06	61.74	70.00	316.26	308.31	608.56	712.89	34.19	37.73	23.64	26.09	43.85	45.58	423.54	456.80
	1979	32.78	48.22	54.21	65.18	0.47	0.52	4.39	3.62	65.50	63.91	188.56	284.46	510.56	648.81	35.60	34.41	24.61	23.81	35.93	41.81	306.74	418.18
	1980	36.82	47.43	61.55	62.69	0.42	0.49	4.23	3.97	67.94	62.42	237.78	263.49	598.04	630.04	36.77	33.82	25.40	23.40	40.07	39.98	370.00	398.02
	1981	29.70	44.02	47.42	56.71		0.49	1.93	3.64	54.32	57.45	158.75	234.40	499.62	567.68	28.68	31.13	19.71	21.55	29.32	36.25	283.85	356.72
	1982	31.96	40.47	49.88	50.74		0.41	5.18	3.22	53.11	51.70	210.34	207.74	458.80	509.54	29.66	27.98	20.38	19.36	33.50	32.37	301.53	318.51
	1983	26.37	37.82	40.06	46.07		0.43	2.74	3.13	40.29	48.29	190.72	184.40	361.42	456.94	21.92	26.20	15.06	18.14	27.19	29.62	253.37	284.43
	1984	21.98	35.65	32.82	42.48		0.37	2.18	2.64	36.00	44.54	136.88	165.37	305.67	431.36	19.45	24.04	13.37	16.64	21.90	26.91	198.83	262.99
	1985	21.15	32.92	30.31	37.98		0.39	2.06	2.44	41.72	40.78	103.42	145.32	252.28	381.13	22.31	22.02	15.34	15.26	21.42	24.24	158.05	231.87
	1986	22.76	31.31	31.28	35.11		0.38	1.47	2.25	42.98	38.38	103.96	132.93	270.88	349.13	22.68	20.70	15.58	14.35	21.69	22.54	165.22	212.28
	1987	20.09	28.92	27.10	31.50	0.49	0.33	3.14	2.12	30.34	33.89	100.72	118.85	254.58	317.80	17.03	18.35	11.86	12.71	18.00	20.04	157.19	191.87
	1988	19.99	29.70	25.72	31.40		0.30	3.59	2.37	35.58	34.65	78.09	112.94	215.11	317.25	19.92	18.86	13.69	13.06	18.14	19.95	128.38	187.92
	1989	22.08	27.77	27.97	28.55	1.44	0.40	2.49	1.75	38.69	31.84	109.80	103.25	191.30	287.02	20.98	17.12	14.87	11.89	21.43	18.20	139.71	170.70
	1990	20.13	27.46	24.23	27.34		0.27	3.08	2.05	35.43	31.28	77.12	96.40	183.12	270.72	19.61	16.98	13.47	11.75	17.87	17.60	116.02	160.38
	1991	19.63	26.57	23.20	25.73		0.29	3.24	1.73	34.83	29.84	52.14	89.61	203.08	254.52	19.38	16.09	13.32	11.15	16.00	16.57	107.53	150.13
	1992	23.11	26.21	26.79	24.65		0.30	1.61	1.92	43.43	28.93	68.73	86.31	210.29	238.12	22.97	15.71	15.79	10.89	19.44	16.10	120.68	142.03
	1993	19.48	26.24	21.97	24.01	0.98	0.31	1.15	1.63	31.57	27.80	64.17	86.99	186.17	231.75	16.69	15.00	11.78	10.41	15.39	15.69	108.95	140.12
	1994	21.44	25.71	23.78	22.86		0.33	4.95	1.71	30.42	26.62	76.46	83.47	198.76	216.90	17.96	14.43	12.34	10.02	16.77	15.09	121.35	132.44
	1995	26.42	28.95	28.35	25.06		0.15	3.89	1.61	39.19	26.93	93.87	92.08	224.32	258.53	21.92	14.54	15.07	10.04	20.51	15.71	141.75	153.17
	1996	19.83	28.31	20.91	23.81		0.17	1.68	1.65	30.24	26.02	76.57	86.63	151.03	242.52	16.27	14.10	11.18	9.74	15.70	15.05	103.90	143.84
	1997	24.60	27.98	25.05	22.87	1.02	0.20	4.55	1.64	35.73	24.54	77.33	85.01	182.58	232.89	20.48	13.33	14.39	9.23	18.74	14.46	115.96	139.29
	1998	23.31	27.98	22.81	22.24	0.52	0.20	3.41	1.69	32.26	23.90	68.51	83.46	180.54	223.98	18.15	13.03	12.63	9.02	16.49	14.16	109.62	135.04
	1999	23.77	28.40	23.26	21.99	0.51	0.15	0.57	1.63	33.76	23.58	69.22	83.14	201.16	221.52	17.52	12.84	12.20	8.87	16.14	14.00	117.64	133.93
	2000	27.78	27.31	26.24	20.34		0.14	1.74	1.37	33.89	22.39	94.01	76.78	229.19	201.54	18.16	12.11	12.48	8.36	18.11	13.09	143.62	122.57
	2001	20.20	27.42	18.27	19.85		0.13	1.16	1.46	25.88	21.92	71.86	75.89	130.38	193.38	13.78	11.91	9.47	8.23	13.78	12.90	93.34	119.01
	2002	22.37	27.39	20.37	19.26		0.11	3.42	1.55	30.93	21.05	71.05	74.41	127.43	187.23	17.47	11.51	12.01	7.94	16.08	12.53	91.74	115.82
	2003	23.45	28.65	20.52	19.65		0.15	2.25	1.66	31.98	21.99	66.75	75.06	139.28	187.43	17.43	12.05	11.98	8.33	15.76	12.94	93.37	116.30
	2004	27.84	28.64	23.32	18.99	0.55	0.14	1.72	1.36	29.68	20.90	94.70	72.66	182.75	185.72	16.00	11.34	11.17	7.84	16.94	12.31	127.01	114.15
	2005	25.41	29.67	21.32	19.02		0.08	3.27	1.54	30.90	21.28	63.82	70.67	165.91	185.97	17.38	11.62	11.94	8.01	15.53	12.34	101.29	112.99
	2006	26.20	29.74	21.10	18.61		0.13	2.76	1.44	23.27	21.45	71.17	67.02	213.71	180.43	13.23	11.66	9.10	8.05	13.38	12.13	123.49	108.64
	2007	26.84	29.92	20.81	18.22		0.12	3.18	1.47	25.17	20.92	76.30	67.44	178.61	173.83	14.41	11.40	9.91	7.87	14.49	11.99	113.85	106.48
	2008	27.62	30.36	21.22	17.89		0.16	1.56	1.34	29.67	20.33	83.53	64.76	152.87	175.50	15.92	11.04	10.94	7.64	15.95	11.58	108.98	105.40
	2009	27.06	29.99	20.31	17.28		0.11	1.13	1.27	30.95	20.24	61.47	61.73	160.16	166.40	16.36	10.96	11.24	7.57	14.71	11.31	97.69	100.14
	2010	30.18	30.54	21.94	17.05	0.60	0.10	1.47	1.39	31.12	19.07	71.55	59.97	176.59	172.21	16.61	10.42	11.61	7.19	15.75	10.84	110.10	101.17
	2011	25.36	30.36	17.72	16.46		0.12	1.50	1.18	23.78	18.17	58.90	60.33	152.84	165.08	12.88	9.86	8.85	6.82	12.31	10.51	93.38	98.77
	2012	27.01	30.16	18.23	15.81		0.11	2.77	1.19	19.37	17.34	91.96	56.76	135.16	160.93	11.25	9.44	7.73	6.53	13.55	9.99	107.82	94.99
	2013																						
	2014																						
	2015																						
	2016																						
	2017																						
	2018																						
	2019																						
	2020																						
	2021																						
	2022																						

ー 脳出血ー

		粗死亡率		年齢調整死亡率		0-19		20-39		40-64		65-74		75歳以上		20-64歳		65歳未満		75歳未満		65歳以上	
		沖縄	全国	沖縄	全国	沖縄	全国	沖縄	全国	沖縄	全国	沖縄	全国	沖縄	全国	沖縄	全国	沖縄	全国	沖縄	全国	沖縄	全国
女	1973	54.23	60.59	69.51	76.88	0.43	0.35	2.94	1.63	69.10	52.21	294.68	340.94	707.11	967.47	36.73	27.47	25.38	18.99	43.98	41.22	446.05	570.89
	1974	45.16	56.58	54.92	70.23	0.44	0.37	1.89	1.68	45.88	48.57	241.43	312.30	617.68	873.21	24.36	25.63	16.88	17.73	32.38	38.07	379.52	518.16
	1975	49.53	52.65	59.29	63.25	0.47	0.41	3.63	1.78	52.65	44.99	250.47	272.55	646.41	788.81	28.67	23.85	19.85	16.52	35.78	34.20	395.79	462.03
	1976	40.73	49.64	48.26	58.22		0.42	2.62	1.47	42.85	39.85	235.14	257.15	477.76	728.79	23.16	21.07	15.92	14.62	31.06	31.37	324.18	430.25
	1977	36.56	45.96	41.15	52.12		0.39	2.23	1.45	37.11	36.40	189.71	224.55	421.47	655.13	20.04	19.30	13.77	13.39	25.92	27.97	274.77	382.58
	1978	35.41	43.09	38.02	47.32	0.46	0.40	2.74	1.52	32.19	33.49	138.00	202.94	462.10	590.91	17.78	17.85	12.36	12.39	21.04	25.55	256.95	345.33
	1979	32.30	40.56	33.74	43.14	0.47	0.38	1.24	1.60	23.97	30.98	148.84	182.11	410.84	538.29	12.85	16.61	8.98	11.53	18.64	23.31	245.00	312.83
	1980	29.08	39.99	30.90	41.20		0.28	2.10	1.48	27.60	29.63	127.05	170.47	341.80	520.67	15.13	15.85	10.40	10.98	18.45	22.00	205.87	299.00
	1981	30.66	37.05	31.20	36.96	0.45	0.33	1.50	1.35	32.47	26.35	112.91	151.42	335.74	470.88	17.32	14.12	12.04	9.81	19.01	19.59	194.69	268.67
	1982	26.10	34.33	25.55	33.06		0.33	1.27	1.40	31.90	24.43	51.83	132.55	303.86	417.28	16.92	13.16	11.63	9.15	14.40	17.67	144.33	237.05
	1983	26.65	32.76	25.92	30.45	0.49	0.40	2.84	1.29	22.97	22.03	114.95	121.81	261.80	387.88	13.12	11.89	9.17	8.29	16.48	16.13	168.84	219.46
	1984	25.48	30.89	23.32	27.76		0.32	0.65	1.18	19.71	19.81	95.50	109.21	275.09	359.37	10.38	10.69	7.14	7.45	13.24	14.48	161.41	201.03
	1985	17.63	28.45	15.76	24.52	0.49	0.26	0.62	0.97	13.85	18.44	50.67	91.36	200.58	319.43	7.38	9.89	5.23	6.88	8.36	12.71	105.69	175.06
	1986	22.30	27.21	20.06	22.66	0.50	0.34	1.11	1.07	22.37	16.78	60.33	84.62	222.17	294.79	11.97	9.09	8.38	6.35	11.97	11.76	119.73	161.75
	1987	19.47	25.12	17.14	20.04		0.30	1.62	1.02	17.24	15.02	60.19	70.04	188.19	267.03	9.59	8.17	6.59	5.71	10.30	10.15	107.17	142.34
	1988	19.31	25.22	15.09	19.39	0.98	0.26	2.19	0.93	12.63	14.13	59.14	71.16	162.63	256.46	7.52	7.67	5.48	5.35	9.18	9.90	97.12	139.17
	1989	14.12	23.28	11.33	17.21		0.21	0.53	0.84	12.62	12.74	39.71	60.89	118.52	229.96	6.71	6.92	4.61	4.82	7.03	8.69	68.63	122.94
	1990	19.47	22.81	15.07	16.26		0.19	1.62	0.78	17.46	12.08	34.19	57.55	177.27	216.85	9.71	6.56	6.67	4.56	8.57	8.22	86.71	116.02
	1991	18.69	22.56	13.95	15.53	1.54	0.24	1.08	0.74	14.41	11.58	47.01	55.42	143.94	205.66	7.89	6.28	5.90	4.39	8.74	7.91	82.59	110.56
	1992	16.33	22.10	12.62	14.66		0.23		0.75	15.39	11.41	31.94	50.04	147.16	193.93	7.86	6.19	5.40	4.33	7.23	7.48	74.23	102.85
	1993	16.36	22.24	11.75	14.24	0.51	0.29	1.62	0.71	10.01	11.01	23.81	50.18	166.00	185.94	5.90	5.97	4.22	4.19	5.57	7.37	76.00	100.01
	1994	17.33	21.91	13.72	13.53		0.18	2.22	0.68	20.78	10.20	35.80	47.38	107.60	179.69	11.70	5.55	8.04	3.87	9.96	6.87	62.15	95.94
	1995	18.45	24.53	12.61	14.34		0.10		0.71	13.82	10.14	33.15	49.61	157.47	197.87	7.06	5.53	4.85	3.83	6.81	6.99	78.78	104.02
	1996	20.48	24.10	13.99	13.54		0.10	0.56	0.57	17.65	9.94	37.35	45.89	150.42	186.18	9.29	5.36	6.39	3.71	8.52	6.63	78.85	97.38
	1997	17.74	22.99	11.61	12.45	0.59	0.19		0.64	13.74	9.34	40.14	40.30	115.86	171.33	7.02	5.08	5.01	3.55	7.43	6.09	67.93	88.39
	1998	17.16	23.14	10.61	12.03		0.14	1.07	0.62	9.54	8.49	33.51	41.37	131.57	166.09	5.40	4.64	3.71	3.23	5.77	5.87	69.50	87.15
	1999	16.75	22.79	10.37	11.44		0.11		0.48	13.58	8.36	28.99	37.59	108.45	159.40	6.94	4.50	4.77	3.13	6.44	5.51	58.16	82.30
	2000	15.29	22.23	8.75	10.76		0.15	1.14	0.51	6.14	7.85	32.83	36.57	111.66	147.36	3.69	4.26	2.54	2.97	4.63	5.29	61.76	77.23
	2001	16.53	22.13	8.31	10.23		0.14	2.20	0.52	7.12	7.49	20.50	34.31	105.23	140.27	4.71	4.08	3.24	2.85	4.43	5.02	51.60	73.20
	2002	17.30	22.28	9.42	9.95		0.08	1.15	0.50	10.73	7.35	28.13	33.30	99.59	136.45	6.04	4.00	4.15	2.77	5.81	4.88	54.36	71.16
	2003	18.66	22.82	10.24	9.83		0.08	1.59	0.53	9.60	7.48	26.14	31.84	130.02	134.57	5.68	4.08	3.90	2.83	5.44	4.83	64.27	69.54
	2004	17.81	22.32	9.44	9.33		0.07	1.13	0.57	9.53	7.15	37.60	31.42	93.78	124.77	5.42	3.93	3.72	2.72	6.06	4.70	58.21	65.68
	2005	15.51	23.35	8.15	9.30		0.11		0.51	10.47	7.02	22.78	30.82	86.89	126.16	5.35	3.84	3.68	2.67	4.99	4.62	46.31	65.81
	2006	18.47	23.18	9.34	8.86		0.14	0.54	0.46	11.65	6.66	18.29	27.98	111.77	122.89	6.22	3.63	4.27	2.54	5.24	4.29	52.60	62.81
	2007	20.54	22.78	10.93	8.48	0.60	0.08	1.59	0.63	9.17	6.56	55.06	26.62	97.17	115.39	5.46	3.66	3.94	2.54	7.47	4.20	70.52	59.20
	2008	16.87	23.23	8.07	8.34		0.14	0.51	0.51	11.00	6.53	18.57	26.16	83.74	113.27	5.87	3.58	4.03	2.51	5.04	4.14	42.48	58.13
	2009	16.94	22.56	7.36	7.83	0.62	0.13	0.50	0.49	7.59	6.09	20.83	24.68	84.80	106.41	4.12	3.35	3.03	2.34	4.26	3.88	44.31	54.68
	2010	17.14	22.98	7.37	7.62		0.14	0.53	0.50	6.08	5.77	26.35	22.91	92.28	106.34	3.36	3.19	2.31	2.24	3.97	3.66	50.55	53.53
	2011	18.76	23.80	7.24	7.63		0.13		0.46	6.90	5.82	18.69	23.66	99.49	105.32	3.53	3.20	2.42	2.24	3.55	3.72	48.35	53.63
	2012	16.85	23.38	6.69	7.23		0.15		0.57	6.61	5.33	18.17	21.79	88.55	101.14	3.38	3.00	2.32	2.11	3.42	3.47	44.00	50.92
	2013																						
	2014																						
	2015																						
	2016																						
	2017																						
	2018																						
	2019																						
	2020																						
	2021																						
	2022																						

P0K00.0　年齢階級別，性別*年次別死亡率（沖縄：1973-2012年）
脳出血

		総数	00-04	05-09	10-14	15-19	20-24	25-29	30-34	35-39	40-44	45-49	50-54	55-59	60-64	65-69	70-74	75-79	80-84	85-
男	1973	50.81	0.00	0.00	0.00	1.89	2.07	2.54	7.17	13.15	17.75	89.15	86.33	159.56	275.21	416.09	545.96	677.60	1,084.21	780.03
	1974	40.15	0.00	0.00	0.00	0.00	2.12	0.00	9.91	18.76	32.17	20.79	109.38	112.08	195.30	320.45	396.99	611.56	632.02	708.72
	1975	50.26	5.25	0.00	0.00	0.00	0.00	2.34	3.06	5.46	54.95	62.37	72.80	162.56	198.62	370.93	477.55	529.53	1,024.24	1,494.48
	1976	42.80	0.00	0.00	0.00	0.00	0.00	0.00	8.57	25.04	40.04	25.67	57.13	144.24	217.31	262.75	381.33	531.71	764.12	1,199.76
	1977	38.42	3.60	0.00	0.00	0.00	0.00	2.17	0.00	19.85	31.11	58.87	53.26	127.06	166.88	255.27	418.73	343.18	744.10	445.43
	1978	37.36	1.83	0.00	0.00	0.00	2.34	2.09	2.52	14.46	11.19	29.52	77.08	135.57	89.02	248.18	404.61	591.17	630.32	623.70
	1979	32.78	0.00	0.00	1.86	0.00	0.00	0.00	2.38	14.75	44.28	49.85	51.17	65.81	145.16	196.78	177.89	501.79	430.24	681.93
	1980	36.82	0.00	1.70	0.00	0.00	0.00	0.00	4.50	12.05	8.22	41.54	80.48	93.00	163.40	235.17	241.16	469.73	719.64	779.46
	1981	29.70	0.00	0.00	0.00	0.00	0.00	1.97	0.00	5.62	25.10	58.57	52.96	91.48	54.98	144.15	177.70	464.65	573.72	475.57
	1982	31.96	0.00	0.00	0.00	0.00	2.50	0.00	2.07	15.78	34.09	46.25	35.69	70.12	99.81	148.71	290.32	364.91	467.29	735.90
	1983	26.37	0.00	0.00	0.00	0.00	2.51	2.00	3.97	2.47	26.05	31.39	50.67	56.22	45.15	144.97	250.08	258.32	395.88	620.64
	1984	21.98	0.00	0.00	0.00	0.00	0.00	2.01	1.91	4.67	17.71	42.27	32.06	30.80	68.83	102.15	181.95	306.21	228.37	442.64
	1985	21.15	0.00	0.00	0.00	0.00	0.00	0.00	3.68	4.42	21.07	25.05	30.51	74.67	78.99	115.04	88.33	154.15	171.07	703.48
	1986	22.76	0.00	0.00	0.00	0.00	0.00	2.10	3.79	0.00	16.96	19.92	81.50	54.68	56.30	81.37	133.27	215.46	277.07	432.32
	1987	20.09	2.00	0.00	0.00	0.00	0.00	0.00	1.95	10.34	10.66	26.20	38.82	44.27	41.96	92.88	110.90	220.32	262.52	347.00
	1988	19.99	0.00	0.00	0.00	0.00	0.00	0.00	4.02	10.02	15.13	32.78	47.27	55.94	34.36	75.99	80.80	187.34	249.48	239.95
	1989	22.08	0.00	0.00	1.82	3.81	0.00	0.00	0.00	9.72	7.18	18.31	49.70	56.47	87.66	113.68	104.77	168.74	257.43	142.98
	1990	20.13	0.00	0.00	0.00	0.00	0.00	2.44	2.15	7.55	20.49	15.64	40.51	66.45	47.87	90.71	59.47	174.68	132.35	300.46
	1991	19.63	0.00	0.00	0.00	0.00	0.00	2.43	6.54	3.86	13.14	26.32	44.30	43.75	61.32	48.05	57.44	181.11	181.70	309.79
	1992	23.11	0.00	0.00	0.00	0.00	0.00	2.43	0.00	3.95	21.11	32.94	51.26	67.91	57.81	72.78	63.47	187.20	244.83	220.25
	1993	19.48	0.00	0.00	1.91	1.93	2.27	2.42	0.00	0.00	18.33	12.93	40.04	51.84	47.39	36.69	99.83	117.92	252.83	279.15
	1994	21.44	0.00	0.00	0.00	0.00	0.00	0.00	9.12	10.35	15.74	14.67	25.18	54.23	58.79	83.78	66.97	219.30	162.67	199.49
	1995	26.42	0.00	0.00	0.00	0.00	2.10	0.00	6.95	6.36	19.04	34.79	35.40	44.65	78.94	88.34	101.04	162.88	267.21	338.70
	1996	19.83	0.00	0.00	0.00	0.00	0.00	0.00	2.31	4.29	11.66	26.73	20.99	48.54	58.23	74.00	79.91	136.69	182.12	139.91
	1997	24.60	0.00	0.00	1.99	2.00	2.17	0.00	11.53	4.35	13.89	27.85	42.10	46.40	63.65	65.47	92.73	150.08	161.38	321.82
	1998	23.31	0.00	0.00	0.00	2.02	0.00	2.18	6.91	4.40	10.14	24.77	21.11	50.48	75.15	50.18	92.29	117.33	170.37	395.57
	1999	23.77	0.00	0.00	2.04	0.00	0.00	0.00	0.00	2.23	18.65	23.89	22.40	57.94	61.64	76.73	59.47	191.32	206.30	222.57
	2000	27.78	0.00	0.00	0.00	0.00	0.00	0.00	0.00	6.78	12.72	32.69	32.97	49.29	54.62	76.29	117.01	176.20	266.74	326.80
	2001	20.20	0.00	0.00	0.00	0.00	0.00	0.00	0.00	4.50	8.58	15.70	45.18	24.45	46.32	64.75	81.08	93.13	128.11	250.43
	2002	22.37	0.00	0.00	0.00	0.00	0.00	0.00	2.15	11.22	28.20	26.03	32.55	25.72	47.14	67.00	76.32	93.85	147.91	195.25
	2003	23.45	0.00	0.00	0.00	0.00	0.00	0.00	2.08	6.71	10.97	20.44	52.20	42.92	44.80	69.17	63.60	107.97	142.50	230.98
	2004	27.84	0.00	0.00	0.00	2.15	0.00	0.00	0.00	6.68	8.88	27.15	30.18	40.44	55.41	80.99	112.49	114.02	194.77	375.21
	2005	25.41	0.00	0.00	0.00	0.00	0.00	0.00	3.92	8.88	11.24	12.80	31.06	35.85	86.34	54.18	76.33	107.44	188.14	308.10
	2006	26.20	0.00	0.00	0.00	0.00	0.00	2.23	0.00	8.60	15.66	10.78	21.77	45.90	30.88	71.24	71.07	195.23	243.06	218.64
	2007	26.84	0.00	0.00	0.00	0.00	0.00	2.26	4.05	6.25	11.14	17.42	38.33	41.93	23.08	55.95	102.70	141.35	177.36	296.83
	2008	27.62	0.00	0.00	0.00	0.00	0.00	0.00	4.12	2.02	13.30	28.60	24.69	51.01	40.61	70.27	100.73	113.44	147.18	285.86
	2009	27.06	0.00	0.00	0.00	0.00	2.58	0.00	0.00	1.96	11.03	24.46	27.30	57.40	48.46	54.44	70.60	121.22	201.80	206.76
	2010	30.18	0.00	0.00	0.00	2.34	0.00	0.00	0.00	5.71	19.77	15.73	42.87	39.59	48.21	51.92	97.02	114.93	196.57	332.74
	2011	25.36	0.00	0.00	0.00	0.00	0.00	0.00	2.18	3.70	6.56	18.17	32.83	28.71	43.42	38.74	85.06	126.07	135.09	268.06
	2012	27.01	0.00	0.00	0.00	0.00	0.00	0.00	0.00	10.81	2.18	6.89	15.65	35.20	54.31	75.27	113.62	72.08	181.17	249.06
	2013																			
	2014																			
	2015																			
	2016																			
	2017																			
	2018																			
	2019																			
	2020																			
	2021																			
	2022																			

P0K00.0　年齢階級別，性別*年次別死亡率（沖縄：1973-2012年）
脳出血

		総数	00-04	05-09	10-14	15-19	20-24	25-29	30-34	35-39	40-44	45-49	50-54	55-59	60-64	65-69	70-74	75-79	80-84	85-
女	1973	54.23	1.78	0.00	0.00	0.00	0.00	0.00	3.51	8.00	28.41	29.68	61.18	74.96	203.49	238.30	367.84	608.89	861.91	735.29
	1974	45.16	1.80	0.00	0.00	0.00	2.25	2.61	0.00	2.72	18.60	43.19	40.41	88.03	53.81	126.28	390.86	490.32	762.04	755.36
	1975	49.53	0.00	0.00	1.87	0.00	0.00	0.00	3.11	11.10	12.18	24.46	60.11	95.25	104.45	163.71	363.07	535.07	769.36	772.55
	1976	40.73	0.00	0.00	0.00	0.00	2.33	2.40	0.00	5.66	8.97	13.59	49.36	68.01	107.10	212.40	264.66	409.47	565.98	532.14
	1977	36.56	0.00	0.00	0.00	0.00	0.00	0.00	0.00	8.68	8.82	33.03	31.58	23.56	115.07	161.58	226.21	274.41	532.16	680.82
	1978	35.41	1.91	0.00	0.00	0.00	0.00	2.23	2.65	5.91	14.45	16.08	37.95	18.30	95.96	144.86	129.08	383.26	424.56	774.90
	1979	32.30	1.94	0.00	0.00	0.00	2.47	0.00	2.53	0.00	8.53	9.40	25.57	26.67	67.48	98.26	214.48	338.03	397.06	662.25
	1980	29.08	0.00	0.00	0.00	0.00	0.00	2.07	0.00	6.17	8.39	15.26	35.22	34.59	60.69	113.85	144.19	287.22	399.71	407.89
	1981	30.66	0.00	1.81	0.00	0.00	0.00	0.00	0.00	5.85	11.42	30.03	37.70	58.09	34.35	75.66	161.25	206.09	472.27	494.58
	1982	26.10	0.00	0.00	0.00	0.00	0.00	0.00	2.23	2.78	17.51	32.50	13.35	55.84	52.42	33.95	75.05	225.56	332.65	496.02
	1983	26.65	2.01	0.00	0.00	0.00	0.00	2.16	6.44	2.64	11.94	23.27	29.27	19.20	37.05	55.04	192.69	210.19	267.57	412.11
	1984	25.48	0.00	0.00	0.00	0.00	0.00	0.00	0.00	2.52	6.11	22.90	22.20	25.92	27.03	64.30	135.98	203.90	266.60	511.99
	1985	17.63	2.04	0.00	0.00	0.00	0.00	0.00	0.00	2.41	0.00	5.64	30.94	17.87	21.93	31.32	75.78	158.38	221.41	294.65
	1986	22.30	2.07	0.00	0.00	0.00	0.00	0.00	2.03	2.32	5.92	8.65	30.41	48.63	29.47	45.50	79.58	191.56	213.06	333.81
	1987	19.47	0.00	0.00	0.00	0.00	0.00	0.00	4.14	2.23	2.81	17.70	20.93	27.03	24.28	19.60	112.86	192.96	123.20	289.89
	1988	19.31	0.00	0.00	1.87	1.99	0.00	0.00	2.11	6.45	2.68	9.06	23.52	16.45	15.59	38.03	86.54	57.56	208.04	408.33
	1989	14.12	0.00	0.00	0.00	0.00	0.00	0.00	0.00	2.07	5.11	0.00	26.03	19.23	18.79	18.46	67.29	55.86	172.30	217.13
	1990	19.47	0.00	0.00	0.00	0.00	0.00	0.00	4.37	2.00	2.44	6.34	28.46	21.87	39.90	26.92	43.64	101.74	240.72	298.67
	1991	18.69	2.24	0.00	0.00	3.88	0.00	0.00	2.21	2.04	2.35	9.01	8.73	30.70	31.74	34.45	63.32	65.83	187.63	308.76
	1992	16.33	0.00	0.00	0.00	0.00	0.00	0.00	0.00	0.00	2.26	8.55	20.84	15.09	41.17	28.98	35.77	127.91	155.40	192.35
	1993	16.36	0.00	0.00	0.00	1.99	0.00	0.00	0.00	6.31	0.00	13.57	9.14	17.80	13.36	3.99	49.53	161.67	141.97	222.59
	1994	17.33	0.00	0.00	0.00	0.00	0.00	0.00	2.27	6.42	2.11	20.72	28.08	29.19	32.55	11.53	67.28	66.55	137.48	181.80
	1995	18.45	0.00	0.00	0.00	0.00	0.00	0.00	0.00	0.00	6.11	0.00	22.38	28.71	19.04	37.11	28.00	100.15	211.67	238.73
	1996	20.48	0.00	0.00	0.00	0.00	0.00	0.00	0.00	2.19	8.25	11.89	21.22	20.57	34.23	14.42	67.11	96.83	181.91	260.81
	1997	17.74	2.43	0.00	0.00	0.00	0.00	0.00	0.00	0.00	4.18	13.72	14.41	15.04	27.48	28.03	55.85	66.16	132.05	241.57
	1998	17.16	0.00	0.00	0.00	0.00	2.23	2.12	0.00	0.00	2.12	2.20	10.99	18.49	20.97	30.68	37.19	85.47	163.49	217.89
	1999	16.75	0.00	0.00	0.00	0.00	0.00	0.00	0.00	0.00	2.15	10.62	13.12	28.44	20.59	29.87	27.86	77.71	89.62	237.95
	2000	15.29	0.00	0.00	0.00	0.00	0.00	0.00	2.23	2.26	0.00	2.05	5.02	19.45	8.67	22.63	46.06	80.46	113.77	205.05
	2001	16.53	0.00	0.00	0.00	0.00	0.00	2.04	2.16	4.49	4.39	4.15	9.63	3.06	17.74	19.04	22.40	48.15	96.79	298.10
	2002	17.30	0.00	0.00	0.00	0.00	2.35	0.00	0.00	2.23	2.21	6.31	11.56	8.71	33.29	21.80	36.34	55.42	93.45	248.15
	2003	18.66	0.00	0.00	0.00	0.00	0.00	0.00	4.07	2.21	6.69	4.26	6.67	16.56	18.60	24.47	28.31	110.94	114.42	217.43
	2004	17.81	0.00	0.00	0.00	0.00	0.00	0.00	0.00	4.39	6.74	4.32	6.43	7.89	28.60	24.04	55.19	51.24	93.24	227.17
	2005	15.51	0.00	0.00	0.00	0.00	0.00	0.00	0.00	0.00	0.00	6.56	14.46	10.05	29.34	11.81	37.01	41.15	118.54	172.55
	2006	18.47	0.00	0.00	0.00	0.00	0.00	0.00	0.00	2.12	2.24	19.83	8.37	7.23	24.61	12.07	26.38	71.78	123.74	214.80
	2007	20.54	0.00	0.00	2.39	0.00	0.00	0.00	0.00	6.18	0.00	8.88	14.83	11.57	14.56	27.76	90.50	77.35	77.09	194.90
	2008	16.87	0.00	0.00	0.00	0.00	0.00	0.00	2.02	0.00	2.21	13.42	15.02	13.35	13.83	15.77	22.19	45.06	78.70	213.20
	2009	16.94	0.00	0.00	0.00	2.42	0.00	0.00	0.00	1.95	2.19	6.76	6.52	10.72	15.80	12.91	31.10	47.43	70.75	226.37
	2010	17.14	0.00	0.00	0.00	0.00	0.00	0.00	2.09	0.00	2.17	6.81	8.81	2.07	12.56	23.14	30.52	53.22	104.19	192.54
	2011	18.76	0.00	0.00	0.00	0.00	0.00	0.00	0.00	0.00	0.00	4.58	13.39	5.99	14.41	16.94	20.98	51.79	100.24	246.65
	2012	16.85	0.00	0.00	0.00	0.00	0.00	0.00	0.00	0.00	4.27	0.00	15.83	5.79	9.20	20.83	14.72	47.07	96.57	203.29
	2013																			
	2014																			
	2015																			
	2016																			
	2017																			
	2018																			
	2019																			
	2020																			
	2021																			
	2022																			

PJA200.0 年齢階級別，性別*年次別死亡率（全国：1973-2012年）
脳出血

		総数	00-04	05-09	10-14	15-19	20-24	25-29	30-34	35-39	40-44	45-49	50-54	55-59	60-64	65-69	70-74	75-79	80-84	85-
男	1973	74.99	1.53	0.34	0.25	0.46	0.92	1.53	5.07	15.35	33.75	55.56	87.88	155.72	268.58	432.42	668.96	1,017.52	1,370.91	1,485.05
	1974	69.44	1.17	0.20	0.10	0.20	0.73	1.33	5.04	14.75	33.72	52.11	80.19	139.19	240.29	400.00	614.34	917.98	1,197.90	1,373.91
	1975	63.87	1.28	0.24	0.14	0.30	0.55	1.43	4.26	12.41	31.46	52.68	77.59	124.37	211.50	347.45	543.75	818.39	1,099.36	1,260.53
	1976	59.68	1.02	0.19	0.34	0.45	0.51	1.36	4.74	11.43	29.70	49.33	71.03	117.11	192.56	317.05	514.63	729.16	952.58	1,159.23
	1977	55.37	1.33	0.22	0.12	0.37	0.65	1.30	3.85	10.50	26.10	47.50	68.12	107.54	178.68	283.89	439.59	641.86	899.71	1,043.48
	1978	51.31	1.38	0.14	0.14	0.39	0.67	1.09	3.66	10.52	25.22	45.04	64.80	100.14	156.19	246.98	387.89	589.57	784.22	968.92
	1979	48.22	1.22	0.26	0.16	0.46	0.57	1.31	3.23	9.14	22.99	45.70	60.57	87.41	138.34	232.52	351.86	528.00	738.23	864.60
	1980	47.43	1.18	0.37	0.18	0.26	0.46	1.44	3.47	10.22	21.99	43.17	62.56	85.40	133.48	214.42	327.18	505.53	707.03	879.65
	1981	44.02	1.08	0.12	0.25	0.53	0.66	1.28	3.19	9.20	19.18	40.87	59.90	76.52	122.22	191.07	290.64	457.96	630.11	797.30
	1982	40.47	1.13	0.14	0.18	0.21	0.58	1.27	3.31	7.52	18.50	35.50	54.67	69.60	107.95	169.09	257.91	402.03	563.64	747.26
	1983	37.82	1.11	0.19	0.14	0.32	0.62	1.23	2.94	7.55	16.07	32.89	52.51	67.47	98.36	144.07	236.74	359.19	496.20	690.87
	1984	35.65	0.85	0.22	0.08	0.36	0.52	1.09	2.29	6.51	14.96	29.83	49.35	61.90	90.40	131.52	209.31	317.34	492.68	676.39
	1985	32.92	0.84	0.21	0.16	0.37	0.51	0.89	2.32	5.87	14.62	25.93	46.28	58.53	79.67	116.32	182.96	280.07	434.06	600.88
	1986	31.31	0.59	0.17	0.38	0.37	0.54	0.85	1.79	5.69	13.42	25.23	44.25	58.55	69.20	108.23	164.98	260.21	390.91	551.09
	1987	28.92	0.58	0.12	0.27	0.34	0.19	1.05	1.94	5.18	11.96	20.97	36.76	53.69	63.75	96.56	147.78	235.27	348.54	519.60
	1988	29.70	0.76	0.13	0.15	0.20	0.64	0.84	1.98	5.89	12.05	20.79	38.04	53.24	67.89	90.50	142.05	230.63	359.87	510.53
	1989	27.77	0.87	0.26	0.20	0.29	0.47	0.80	1.62	3.99	10.16	19.42	33.43	50.13	64.09	82.19	130.59	206.16	322.40	475.37
	1990	27.46	0.63	0.10	0.14	0.22	0.59	0.94	1.98	4.58	10.44	19.66	34.00	47.81	61.34	77.97	120.33	195.98	298.17	454.16
	1991	26.57	0.59	0.13	0.17	0.30	0.49	0.78	1.87	3.68	9.81	19.43	29.38	46.31	61.12	73.75	110.18	182.83	282.26	427.96
	1992	26.21	0.47	0.05	0.27	0.41	0.50	0.97	1.67	4.41	10.00	19.06	27.95	43.91	59.98	73.23	103.28	166.21	269.34	406.05
	1993	26.24	0.61	0.17	0.23	0.23	0.42	0.64	1.92	3.46	9.08	17.15	27.25	42.90	59.02	71.55	107.02	168.37	254.58	388.15
	1994	25.71	0.68	0.15	0.21	0.29	0.38	0.81	1.55	3.99	8.72	16.15	25.89	39.94	58.47	72.52	97.68	154.19	235.69	378.49
	1995	28.95	0.23	0.03	0.11	0.23	0.48	0.43	1.34	4.09	8.79	15.45	26.99	39.97	60.07	78.16	110.13	175.07	291.75	458.85
	1996	28.31	0.13	0.12	0.19	0.24	0.44	0.71	1.51	3.83	8.35	15.50	26.37	37.78	57.96	73.40	103.79	165.60	273.58	426.33
	1997	27.98	0.13	0.19	0.19	0.29	0.37	0.87	1.51	3.71	8.05	15.43	25.26	34.91	53.40	73.43	100.04	168.52	252.09	398.89
	1998	27.98	0.30	0.10	0.11	0.30	0.30	0.66	1.76	3.92	8.05	15.18	24.06	35.39	50.50	72.68	97.46	156.98	246.90	391.51
	1999	28.40	0.03	0.10	0.32	0.13	0.31	0.71	1.72	3.67	8.01	15.84	23.43	32.79	51.33	72.26	97.27	156.06	244.90	383.39
	2000	27.31	0.17	0.10	0.09	0.21	0.31	0.59	1.31	3.20	6.83	15.35	23.04	32.99	46.28	66.13	90.60	138.79	226.24	352.61
	2001	27.42	0.30	0.07	0.03	0.13	0.32	0.52	1.47	3.45	7.32	14.36	23.95	32.51	43.08	63.17	92.39	133.39	213.63	343.83
	2002	27.39	0.13	0.07	0.03	0.22	0.37	0.60	1.40	3.72	7.63	13.23	23.18	32.06	40.02	63.79	88.19	128.10	210.13	330.29
	2003	28.65	0.07	0.16	0.13	0.25	0.56	0.59	1.41	3.99	7.91	13.76	24.46	31.37	44.20	63.73	89.75	130.87	204.93	332.13
	2004	28.64	0.10	0.13	0.13	0.17	0.36	0.53	1.35	3.13	7.05	14.14	21.34	31.50	41.75	60.32	88.68	131.33	195.47	337.58
	2005	29.67	0.00	0.07	0.16	0.09	0.30	0.58	1.36	3.82	6.59	13.45	22.45	32.13	43.90	56.84	88.62	129.25	208.06	322.97
	2006	29.74	0.14	0.10	0.13	0.15	0.38	0.61	1.29	3.39	6.96	14.44	22.27	31.75	43.58	54.21	83.65	125.82	192.11	329.55
	2007	29.92	0.07	0.10	0.13	0.16	0.25	0.60	1.68	3.27	7.39	13.67	21.83	30.80	42.20	56.27	81.93	124.77	187.03	302.92
	2008	30.36	0.18	0.14	0.07	0.26	0.08	0.61	1.39	3.18	6.96	13.00	21.91	29.85	40.94	52.97	80.06	122.04	193.79	309.17
	2009	29.99	0.07	0.10	0.03	0.23	0.35	0.46	1.22	2.98	7.16	13.10	20.90	31.15	39.68	51.46	75.06	117.36	181.19	292.55
	2010	30.54	0.07	0.07	0.03	0.23	0.22	0.49	1.58	3.17	6.64	11.75	19.59	30.28	37.55	50.66	72.05	117.69	190.27	309.58
	2011	30.36	0.11	0.07	0.17	0.13	0.22	0.31	1.27	2.86	6.21	11.72	18.36	27.55	37.14	51.66	71.57	110.07	187.43	296.23
	2012	30.16	0.22	0.04	0.10	0.10	0.16	0.34	1.16	3.03	5.80	10.45	17.33	26.01	37.40	48.29	67.75	107.62	181.78	289.52
	2013																			
	2014																			
	2015																			
	2016																			
	2017																			
	2018																			
	2019																			
	2020																			
	2021																			
	2022																			

PJA200.0 年齢階級別，性別*年次別死亡率（全国：1973-2012年）
脳出血

		総数	00-04	05-09	10-14	15-19	20-24	25-29	30-34	35-39	40-44	45-49	50-54	55-59	60-64	65-69	70-74	75-79	80-84	85-
女	1973	60.59	0.97	0.19	0.13	0.15	0.49	0.75	1.32	3.88	11.26	22.98	46.11	79.92	142.74	262.49	442.75	765.55	1,104.15	1,351.05
	1974	56.58	0.95	0.19	0.23	0.13	0.42	0.73	1.52	3.95	11.44	21.08	40.66	76.73	131.86	239.98	406.15	686.00	996.61	1,234.78
	1975	52.65	1.01	0.12	0.27	0.26	0.40	0.75	1.57	4.27	9.95	20.65	40.67	68.83	120.01	201.19	365.16	613.33	903.38	1,129.68
	1976	49.64	1.03	0.22	0.13	0.34	0.47	0.43	1.35	3.56	9.60	20.20	34.36	62.48	102.48	188.47	346.27	563.31	844.76	1,036.04
	1977	45.96	1.18	0.19	0.12	0.10	0.32	0.55	1.02	3.82	8.52	18.96	33.73	52.00	96.00	169.74	295.68	495.45	745.74	989.80
	1978	43.09	1.05	0.25	0.12	0.21	0.33	0.78	1.36	3.50	8.50	17.91	32.46	49.46	82.61	151.87	269.22	449.64	661.69	903.85
	1979	40.56	0.82	0.19	0.23	0.28	0.46	0.76	1.42	3.66	7.54	17.61	28.65	44.96	78.19	136.70	241.04	405.50	609.29	824.40
	1980	39.99	0.61	0.10	0.28	0.15	0.36	0.72	1.20	3.54	7.58	17.54	27.40	42.06	74.15	129.00	224.29	389.63	613.38	762.43
	1981	37.05	0.65	0.29	0.17	0.20	0.39	0.47	1.18	3.26	7.22	14.44	26.28	38.81	62.68	113.95	200.06	351.63	533.89	729.17
	1982	34.33	0.78	0.19	0.15	0.22	0.31	0.89	0.96	3.36	7.52	14.87	24.21	35.34	55.34	100.70	173.88	303.76	475.78	665.78
	1983	32.76	0.85	0.27	0.10	0.38	0.49	0.79	1.18	2.66	6.26	13.09	21.98	31.13	52.01	89.56	163.66	285.15	434.85	623.50
	1984	30.89	0.60	0.16	0.31	0.23	0.38	0.77	1.02	2.48	5.61	13.10	21.81	27.94	41.94	80.43	146.57	254.28	418.65	580.29
	1985	28.45	0.61	0.12	0.16	0.16	0.30	0.55	0.67	2.30	5.29	10.35	20.65	26.75	40.43	67.28	122.61	215.20	370.80	551.85
	1986	27.21	0.62	0.13	0.33	0.28	0.46	0.47	0.87	2.41	5.11	10.18	18.96	23.90	35.41	61.24	114.96	202.11	336.42	508.68
	1987	25.12	0.72	0.18	0.13	0.17	0.52	0.47	1.06	2.00	5.22	8.51	16.33	23.02	30.48	51.34	94.30	180.13	296.67	484.44
	1988	25.22	0.44	0.16	0.20	0.25	0.19	0.39	0.99	2.09	3.83	8.64	14.96	21.35	30.42	49.76	98.93	167.68	302.97	449.49
	1989	23.28	0.37	0.16	0.12	0.21	0.30	0.54	0.62	1.87	3.97	7.31	14.02	19.08	26.80	46.02	80.20	147.74	266.36	420.69
	1990	22.81	0.41	0.08	0.12	0.14	0.35	0.46	0.65	1.64	3.69	7.75	12.51	17.42	26.16	42.63	76.91	142.96	241.49	402.70
	1991	22.56	0.55	0.08	0.08	0.25	0.35	0.46	0.87	1.25	3.79	7.39	11.99	18.14	23.00	39.90	75.57	134.19	230.23	384.12
	1992	22.10	0.37	0.09	0.13	0.32	0.24	0.37	0.84	1.51	3.22	6.92	11.29	18.30	24.27	37.30	66.57	128.83	216.25	356.64
	1993	22.24	0.44	0.15	0.27	0.29	0.19	0.34	0.84	1.43	3.93	6.08	11.55	15.43	24.74	37.17	67.08	121.07	209.20	346.17
	1994	21.91	0.41	0.12	0.11	0.09	0.25	0.38	0.68	1.39	3.28	6.32	11.07	14.55	21.66	34.75	63.78	121.44	200.00	324.61
	1995	24.53	0.14	0.03	0.08	0.14	0.23	0.45	0.89	1.23	3.29	5.65	10.35	14.55	23.26	35.59	67.80	125.79	222.58	377.97
	1996	24.10	0.10	0.10	0.03	0.18	0.17	0.47	0.65	0.98	3.03	6.05	9.90	14.71	22.13	34.04	61.28	117.18	210.09	358.14
	1997	22.99	0.28	0.17	0.14	0.18	0.24	0.41	0.65	1.21	2.82	5.73	9.45	13.91	20.43	30.74	52.70	106.98	192.68	333.38
	1998	23.14	0.07	0.20	0.12	0.16	0.22	0.40	0.63	1.18	2.25	5.73	9.71	12.39	17.10	31.15	54.65	103.26	190.20	318.45
	1999	22.79	0.07	0.00	0.18	0.19	0.14	0.21	0.55	1.01	2.37	5.13	8.42	12.29	18.76	28.92	48.84	100.58	180.16	305.30
	2000	22.23	0.03	0.10	0.22	0.22	0.15	0.25	0.40	1.22	2.38	4.74	8.74	11.75	16.09	26.48	49.67	90.93	168.19	285.69
	2001	22.13	0.18	0.14	0.10	0.17	0.08	0.34	0.62	1.03	2.22	4.66	8.46	11.09	15.23	26.43	44.54	83.78	156.43	287.18
	2002	22.28	0.04	0.10	0.07	0.12	0.26	0.13	0.59	1.00	2.44	4.68	7.59	11.52	14.58	25.41	43.55	84.43	149.36	275.25
	2003	22.82	0.18	0.07	0.03	0.06	0.21	0.32	0.43	1.14	2.19	4.43	8.40	11.47	15.21	22.92	43.40	81.32	149.27	274.03
	2004	22.32	0.07	0.07	0.10	0.03	0.19	0.26	0.67	1.12	1.76	5.04	8.02	11.22	13.52	23.06	42.28	72.65	138.51	262.39
	2005	23.35	0.11	0.10	0.03	0.19	0.26	0.25	0.47	1.06	1.95	4.51	7.76	10.62	14.25	23.33	40.54	74.63	139.13	263.32
	2006	23.18	0.15	0.07	0.21	0.13	0.15	0.31	0.41	0.97	2.02	4.40	7.08	10.58	12.81	20.03	38.28	74.69	133.91	253.19
	2007	22.78	0.04	0.11	0.07	0.10	0.24	0.37	0.52	1.35	2.13	5.07	7.21	10.19	11.23	19.15	36.31	69.02	124.69	243.07
	2008	23.23	0.11	0.18	0.07	0.20	0.34	0.49	0.35	0.86	1.76	4.52	7.36	10.36	12.05	18.67	35.89	66.74	122.60	241.39
	2009	22.56	0.12	0.00	0.10	0.30	0.28	0.31	0.46	0.88	2.05	3.21	6.99	9.14	12.58	18.51	32.68	61.80	117.56	225.28
	2010	22.98	0.16	0.07	0.24	0.10	0.29	0.23	0.50	0.95	1.59	3.72	6.95	8.49	11.18	17.18	30.36	61.20	116.11	229.37
	2011	23.80	0.08	0.11	0.21	0.10	0.10	0.20	0.39	1.11	2.24	3.52	6.61	8.29	11.48	18.28	30.65	59.79	113.11	233.08
	2012	23.38	0.04	0.04	0.28	0.24	0.14	0.36	0.67	1.08	1.66	3.00	5.79	8.22	11.12	17.02	27.98	57.81	109.69	220.72
	2013																			
	2014																			
	2015																			
	2016																			
	2017																			
	2018																			
	2019																			
	2020																			
	2021																			
	2022																			